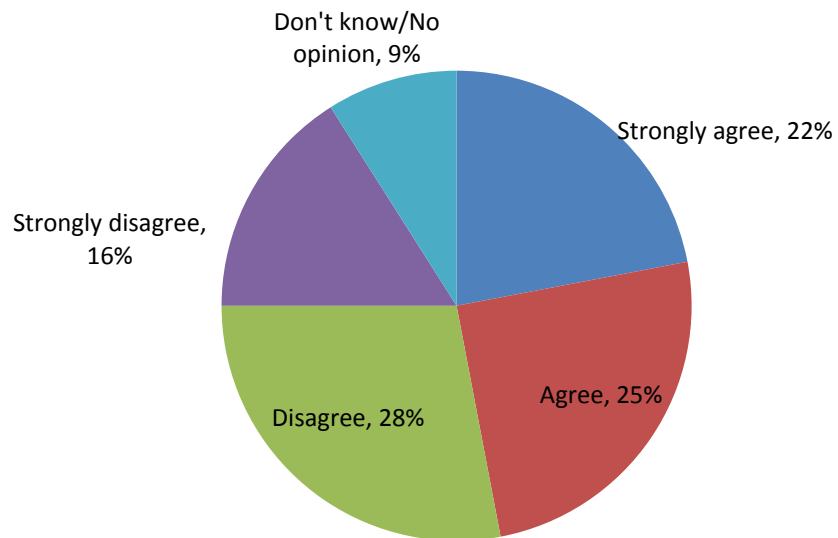


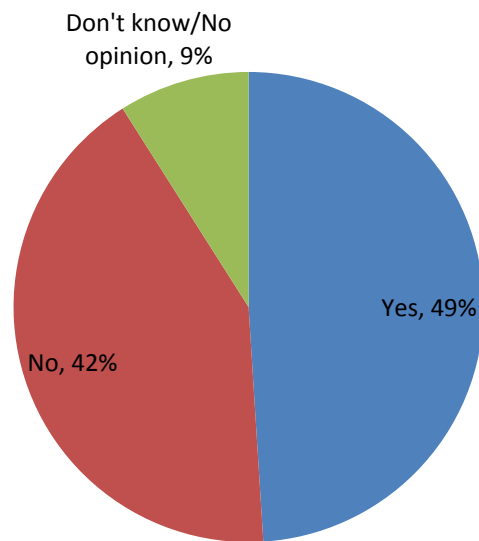
Appendix A – results of the consultation

1. Do you think that those who currently receive Council Tax Support and live in properties with a higher valuation band than B (bands C to H) should receive less support?



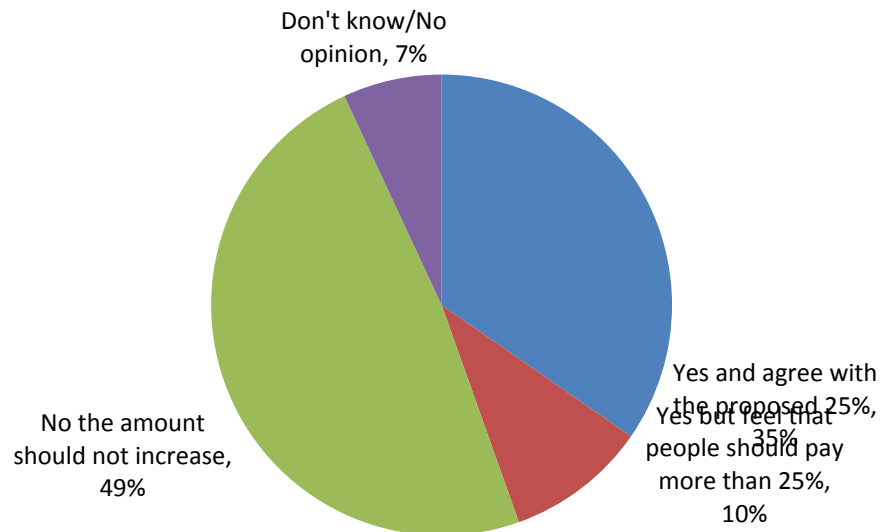
| Value | Percent | Count |
|-----------------------|---------|-------|
| Strongly agree | 22.4% | 133 |
| Agree | 24.5% | 146 |
| Disagree | 27.6% | 164 |
| Strongly disagree | 16.3% | 97 |
| Don't know/No opinion | 9.2% | 55 |
| Total | | 595 |

2. Do you agree that people with over £6,000 should no longer receive Council Tax Support?



| Value | Percent | Count |
|-----------------------|---------|-------|
| Yes | 48.7% | 288 |
| No | 42.0% | 248 |
| Don't know/No opinion | 9.3% | 55 |
| Total | | 591 |

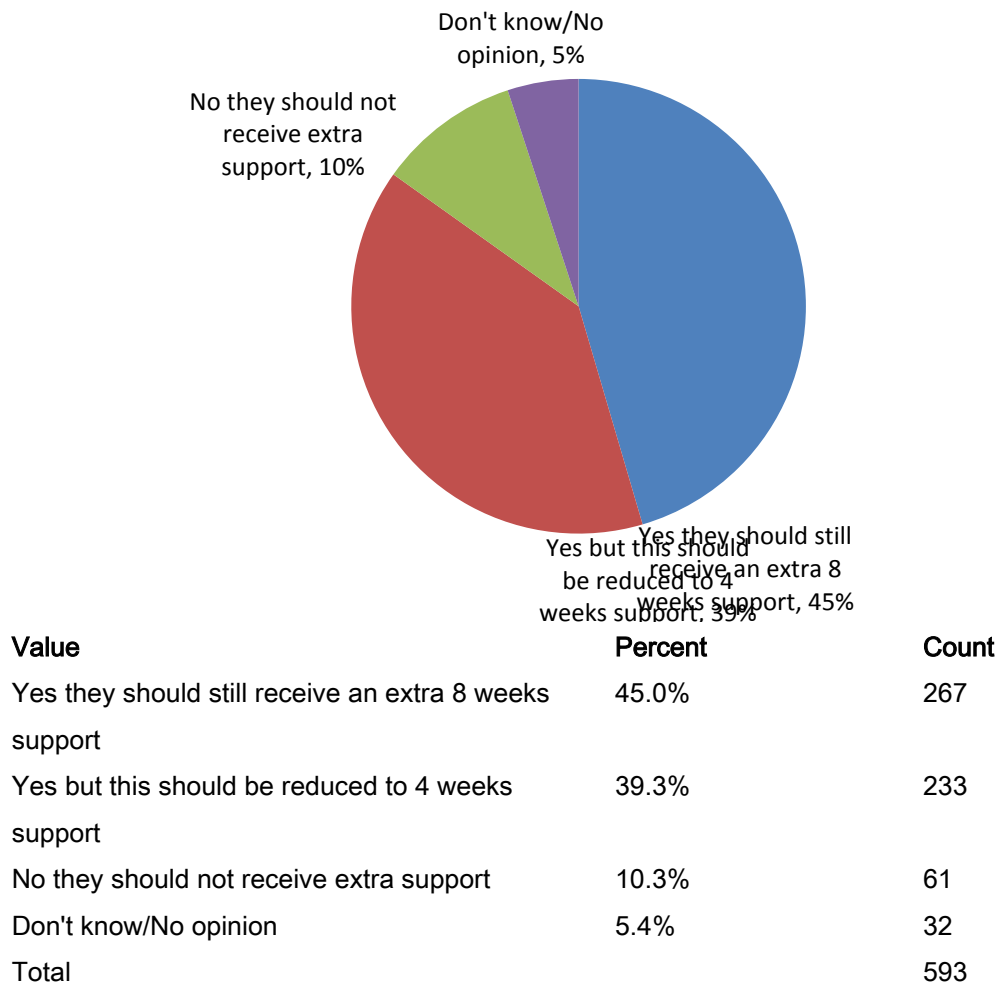
3. Do you think all residents of working age should make an increased contribution towards their Council Tax?



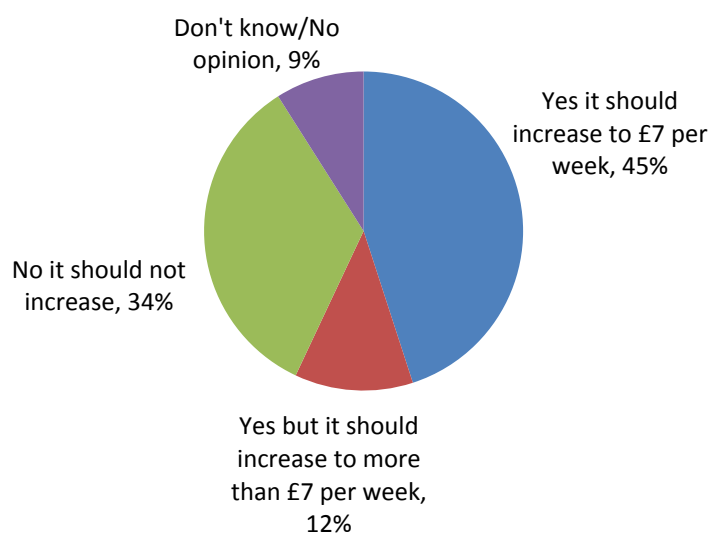
| Value | Percent | Count |
|---|---------|-------|
| Yes and agree with the proposed 25% | 34.6% | 205 |
| Yes but feel that people should pay more than 25% | 10.0% | 59 |
| No the amount should not increase | 48.6% | 288 |
| Don't know/No opinion | 6.9% | 41 |
| Total | | 593 |

To help people transition into work, when people on benefits return to/start to work they may receive an extra 8 weeks Council Tax Support on top of their wages. The Council is asking your views on whether this should continue as an incentive or whether to reduce this to 4 weeks.

4. Do you feel working age people should continue to receive support to help them with their transition in to work?

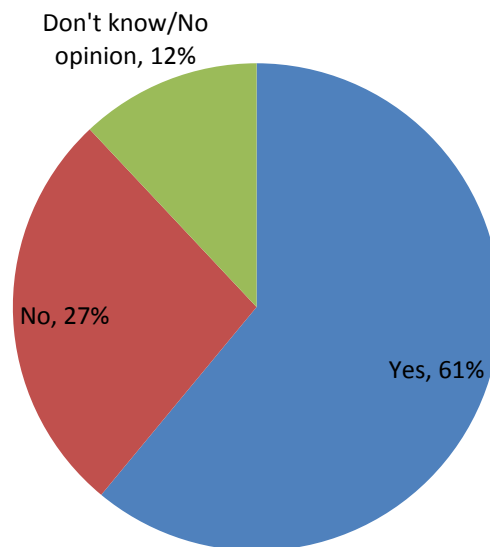


5. Should the deduction for non-dependants living in the household be increased from £5 per week to £7 per week?



| Value | Percent | Count |
|---|---------|-------|
| Yes it should increase to £7 per week | 44.9% | 266 |
| Yes but it should increase to more than £7 per week | 12.2% | 72 |
| No it should not increase | 34.3% | 203 |
| Don't know/No opinion | 8.6% | 51 |
| Total | | 592 |

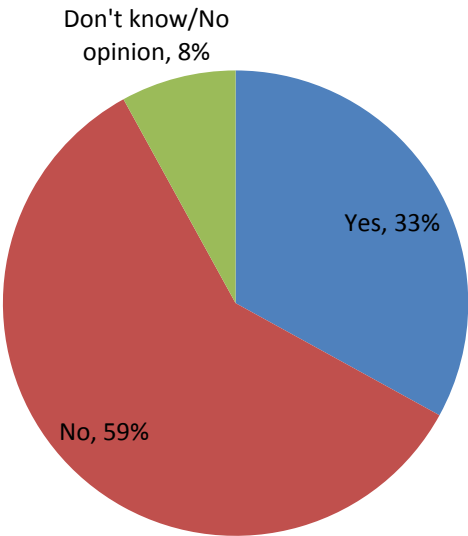
**6. Do you agree that the Council should increase the minimum award of Council Tax
Support from £0.50 to £2 per week?**



| Value | Percent | Count |
|-----------------------|---------|-------|
| Yes | 61.0% | 361 |
| No | 27.4% | 162 |
| Don't know/No opinion | 11.7% | 69 |
| Total | | 592 |

Currently Council Tax Support is usually awarded from the Monday after the claimant first contacts us about claiming. If a person has good reasons as to why they did not apply on time we can consider backdating their Council Tax Support for up to 13 weeks.

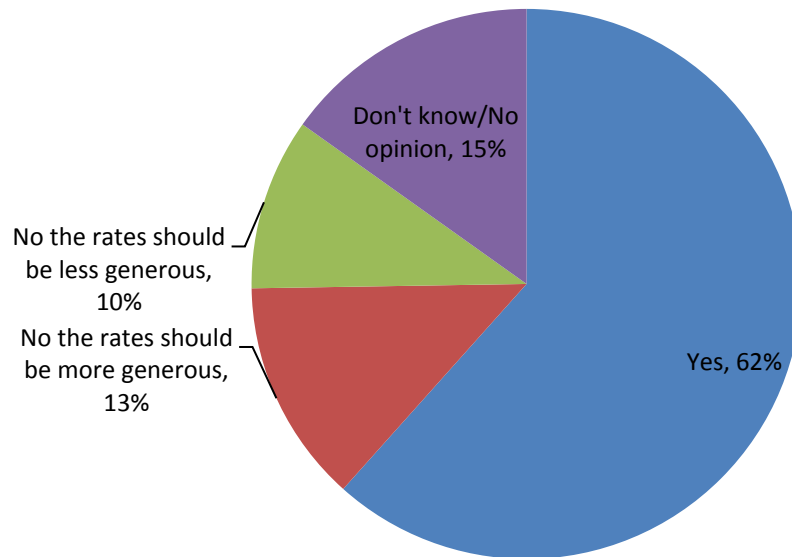
7. Do you think this extra help should stop?



| Value | Percent | Count |
|-----------------------|---------|-------|
| Yes | 33.2% | 195 |
| No | 58.5% | 344 |
| Don't know/No opinion | 8.3% | 49 |
| Total | | 588 |

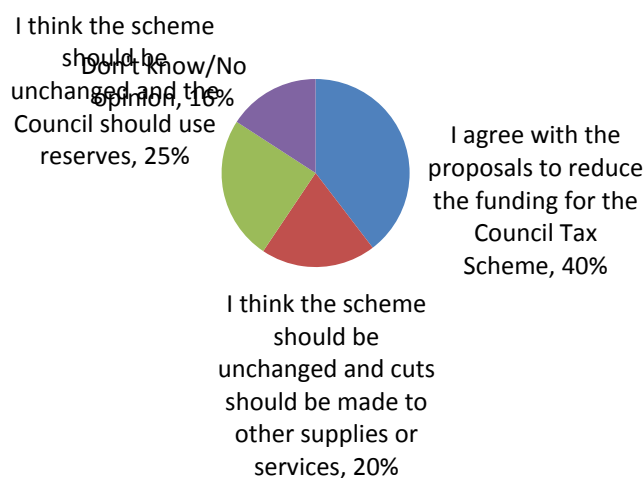
Currently the allowances used to calculate Council Tax Support have changed each year to match the same levels used to calculate Housing Benefit claims. More information on these can be found on the web site page telling you about the consultation.

8. Do you agree that this should continue?



| Value | Percent | Count |
|--------------------------------------|---------|-------|
| Yes | 61.4% | 363 |
| No the rates should be more generous | 12.7% | 75 |
| No the rates should be less generous | 10.5% | 62 |
| Don't know/No opinion | 15.4% | 91 |
| Total | | 591 |

9. Please give your views on the funding available for the Council Tax Scheme for 2016-2017.



| Value | Percent | Count |
|--|---------|-------|
| I agree with the proposals to reduce the funding for the Council Tax Scheme | 39.7% | 233 |
| I think the scheme should be unchanged and cuts should be made to other supplies or services | 20.1% | 118 |
| I think the scheme should be unchanged and the Council should use reserves | 24.7% | 145 |
| Yes | 0.0% | 0 |
| Don't know/No opinion | 15.5% | 91 |
| Total | | 587 |

10. Have you any general comments that you wish to make about these changes or are there any other changes you would like us to consider?

| Count | Response |
|-------|--|
| 1 | A jump from 50p to £2 PER WEEK IS TOO BIG. Maybe from 50p to £1 is more palatable |
| 1 | Agree that cuts should be made but maybe not as drastic as proposed |
| 1 | Backdating should be reduced to 6 weeks |
| 1 | Being able to pay Council Tax for services you use most- that are mor relevant to you. |
| 1 | Cuts made are enough and should not cut Anymore welfare cuts |
| 1 | Do not understand the questions very easily. |
| 1 | Extended payment should be for 5 weeks to cater for monthly paid employees |
| 1 | Happy medium, fairer to all |
| 1 | Help low paid workers |
| 1 | I believe the backdating period should be reduced but not removed in total |
| 1 | If suffering hardship should be allowed to claim emergency assistance more than once a year. |
| 1 | Instead of stopping 13 week backdate reduce period |
| 1 | It would be helpful to have an office in Congleton |
| 1 | It would good it non dep deductions was one for each household |
| 1 | It's good that survey is being done in CS centre. |
| 1 | Likes the frank way consultation is presented |
| 1 | My Pension is still not paid in full because I didn't for for 2 weeks in 40 years. |
| 6 | No |
| 1 | Non dependant deductions should reduce |
| 1 | People should pay for all that the council offer. |
| 1 | People should pay for services they use or make a contribution |
| 1 | Reduce backdating period |
| 1 | The council should publish how much of our council tax goes into paying pensions. |
| 1 | The questions are too complicated for many people. They should be simplified. |
| 1 | They should lower the amount you have to pay |
| 1 | They should not change anything |
| 1 | Very complicated to understand. & long wines, lose interest half way through questions. |
| 1 | Whatever is best for Cheshire east residents |
| 1 | Why not increase the council tax for everyone. Rather than hitting the poorest |
| 1 | Working age contribution should only be increased by inflation rate |
| 1 | make sure 1 perent working families are not been penalised |
| 1 | maybe in certain circumstances - dead husband etc |
| 1 | raise council tax, why is this not presented as an option? |
| 1 | single parents should get extra support |

- 1 such as stop letting immigrants in - think of all the money our country would save.
- 1 they should change
- 1 There should be an increase to council tax, a review of the bands and consideration to a new higher band for those who live in bigger properties and could afford to pay more. Funds should come from those that can afford to pay and not from those at the lowest end of the income scale. This is going to cause stress and worry to people and increase referrals to support services, which we struggle to fund.....its an endless cycle. I found out about the consultation from the Council Intranet, which is not listed below.
- 1 Many of these changes are affecting people in society who are already living below the poverty line. These changes will affect the most vulnerable people in our community whom can no longer cope financially now, never mind if these changes are introduced in 2015/16. It is preposterous to hit the vulnerable even more than they are now.
- 1 Comments on question 1) I live in a housing association house in the middle of goostrey and pay the same as those who have 5/6 bedroom private houses, mine is a 3 bedroom end terrace.
- 1 increase their hours and/or pay to reduce welfare dependency..... this is NOTHING a resident can do with their work, its the employer who decides this so residents cannot be panellized. I see this as another stealth increase in taxation on the poor/low income residents of Cheshire East. Cut benefits they receive, then make them give it back via these stealth actions....
- 1 People on benefits should get more help. People that have the money should pay more tax than people on benefit. It needs to stop, people on benefits can't afford it.
- 1 I feel that the non dependant deductions should be increased in accordance with the non dep's wages, similar to the HB scheme. I feel the minimum £2.00 per week rule is unfair - a person could miss out on assistance of £100 per year just because they don't qualify for £2.00 per week
- 1 I AM OF WORKING AGE BUT AM DISABLED, LIVE ALONE, HAVE THREE CARERS COMING IN EACH DAY AND HAVE NO CAPITAL. I PRESUME THE CHANGES WILL STILL APPLY TO ME, ALTHOUGH I CANNOT SEE A REFERENCE TO DISABLED PEOPLE OF WORKING AGE. I DO UNDERSTAND I HAVE TO PAY AND DO NOT HAVE A PROBLEM WITH THAT AS LONG AS THE SYSTEM IS FAIR.
- 1 I understand some people will need help but I also feel the majority are playing the system to get what they can and not work because they feel they can gain more from free benefits
- 1 In answer to question 9. There are some changes that I agree with and some that I don't. Council tax should increase by rate of CPI yearly and not be frozen.
- 1 Increasing council tax is only going to lead to vulnerable people who may not be able to work because of ill health or care leavers who have little in the way of financial support struggling to pay bills and may cause unnecessary stress and lead to further financial difficulties

- 1 I feel that there should be no backdating of any benefit Minimum award for all benefits should be £5.00 per week Nondependents in the household should have to pay £7.00 each regardless of their circumstances I think the Allowances should mirror Housing Benefit Allowances to keep the scheme fair I feel that there should be no capital allowance for working age or pensioners as any capital should be used towards paying your bills
- 1 For question 7 I think there should be backdating for good reasons i.e bereavement/urgent hospital admissions but this should be reduced from 13 weeks to around 4 weeks - there was no way of putting this in the question. I would also make two rates of deductions for non-dependants £7.50 for those with no income or an income of £250 a week or less and another rate of £10 a week for income of more than £250 per week.
- 1 On question 9, I agree with some of the proposals but not all. I think the council should consider increasing council tax.
- 1 Access to this survey is obscure both in terms of wording & advertising same. There is no necessity for freezing council tax only Tory ideology, thus Q9 does not give all the options possible. I am of the opinion that you anticipate few submissions but will use limited replies to justify reducing help to the most vulnerable in Cheshire East.
- 1 Very disappointed that once again pensioners are protected and that cuts fall on those of working age. The young are suffering more because of the protections pensioners are given.
- 1 If cuts are made what is going to happen to large families that need larger house? There is not enough housing for large families and with the tax credit cuts this will plunge more families in to poverty.
- 1 Stop giving out bonuses to the top management and cut down the management at the top or and reduce the pay of the top management
- 1 Stop Eastern Europeans coming into the country and taking the jobs of people who were born in the country and they would have jobs to pay their taxes. Also If Cheshire East Hadn't Been Gambling with Taxpayers money in Sweden You wouldn't have to take such drastic measures.
- 1 I think the scheme should continue as previously but with extra help available for those in very difficult situations. I would be prepared to pay more for my Council Tax or for other services to support the most vulnerable residents. I don't think this consultation is presented in a neutral way; the phrasing of questions is leading.
- 1 Young people need support. Elderly people that have money and those in work should pay the Council Tax, those on benefits should not pay a penny
- 1 Stop funding too many services that (on paper at least) all do the same as each other. Some people accidentally find themselves out of work, or find they have to quit due to disability or to care for someone. You can't then tell them to move to a lesser council tax banding or expect them to pay 25%. This proposal is ludicrous and elitist. You are not living in the real world. Go and volunteer at the citizens advice for a few weeks to see the impact

the current benefit changes are having. There would be no way that you would then ever suggest more cuts. (A Citizens Advice Worker)

1 I think there should be slightly more time allowed to landlords between lets to encourage them to take tenants from the housing team .

1 Whilst we welcome any efforts made to incentivize people into employment, it is difficult to reconcile a reduction in Council Tax Support given that the people who will be most effected by this will, by definition, be the financially vulnerable. Since the abolition of full Council Tax Benefit for anyone receiving a qualifying welfare benefit, the most frequent debt issue we are dealing with is no-longer personal loans and credit cards, instead it is now Council Tax arrears. More recent evidence indicates the negative impact of Council Tax Support on the most vulnerable people:- Too Poor To Pay: The impact of the second year of localised council tax support in London' Ashton, Frances and Jarvie point out, 'It must always be remembered that, for the vast majority of claimants, in order to meet the minimum payment the money must come out of a benefit income already insufficient for the basics of life. This is illustrated by the fact that out-of-work benefits still only provide 39 per cent of what single, working-age people need to reach a minimum income standard.' (p13). They cite evidence that people are borrowing money in order to pay their council tax with the result that many are becoming trapped in a cycle of debt. They go on to suggest that there is a link '...between increasing the level of the minimum payment and claimants' ability to pay.' (p14). It is not accepted that the proposed changes will not impact on those on low incomes, we feel there is a major equality issue with very real disadvantage to those already disadvantaged. Reduction of award from 80% based on Band D to 75% based on Band B = major loss of support to those on benefit. This is likely to push more families into debt which will increase poor health (healthy diet is expensive), restrict educational chances etc. On the practical level, we would question whether the 'savings' which are used to justify the changes are real. According to Cheshire East Councils own figures there are already 13,500 accounts with liability orders, surely the more residents that are unable to pay the increase the more accounts will fall into default?

1 I work in Cheshire East as a Macmillan Benefits Adviser, helping people who have been diagnosed with cancer. These are often working people who need to take time off work during cancer treatment. Often their income reduces dramatically at a time when they need to spend more on heating/special diet/hospital travel. Council tax arrears are an increasing problem for my clients, any further cuts to the scheme would increase financial hardship to this vulnerable group of people.

1 I think it is unfair that non dependants have to make up the shortfall in council tax/rent , this system needs looking at to make it fairer

1 I think the Council should chase the people claiming Sole occupancy when there are 3 or 4 people living at the house. There are loads of Fraudulent claims for 25% off.

1 People who are on benifets should not get less support award people more who work a lot

and actually support there children and family's by going too work

1 You shouldn't change will because people only living then hand to mouth. If peopl with money fel it hard to live what do you think if like pople with out much money

1 In my experience the scroungers still have enough money for cigarettes and alcohol, so I think they should pay the full amount and learn to budget their resources better like the low paid employed have to do.

1 I think people should have to show that they are not wasting money before they can claim benefits I think it is totally unfair to make people unfit for work to pay council tax. They cant work, so they cant pay.

1 Cuts shouldn't be made to Welfare. Money should be generated through Corporation Tax - This is also my answer to Question 9. I think the questions are too pointed. A family who live in a Band C property should not be penalised just because they have more than one or two children. We are not living in China, so people should not be reduced to 1-children families or even 2. Are we heading for the Victorian Age?? Where people are forced to live in cramped conditions or are made homeless?? I require further clarification on question 6. Does this mean that people currently receiving £0.50 a week would no longer be eligible under proposed changes?

1 Question 1: I think the banding limit should be based on the number of people living in the property upto a maximum of say band D. It is quite reasonable to expect a single person or a couple to live in a band B property, but a family of 5 or 6 would need a band C or D property as they generally have at least 3 bedrooms. Question 2: I think that this policy disincentives saving. A claimant should be allowed an amount of savings per year of work that is disregarded. For example, there could be 2 people earning the same income, but 1 saves £100 per month and the other spends every last penny. If they both lose their job, the saver who has probably done without to build up their savings is penalised. Also in this scenario, age makes a difference, £6000 is a lot of savings for someone who is 20, but not someone who is 60+, nearing retirement.

1 more support should be given to young families where one partner works and the other stays at home to care for young children as nursery fees are to expensive and some feel they are better of on full benefits than working because they do not receive the support they need

1 working people on a average income get less over the year than alot of the benefit claimants and still have to pay their full council tax. Working people pay tax on their income also. So asking a single mum who recieves £160 per week tax free who gets all her rent paid should pay the same as someone earning 20k (around £300 a week after tax) who has to pay all their rent, all the council tax, pay child care etc.

1 I think it is a real shame that when the council are looking in securing more funding, that they look to the most vulnerable and less well off in our society. We're meant to support these people not put them under more pressure.

- 1 after a very modest pay / tax credit increase, coupled with slight reduction in income tax, i don't understand the logic in CE subtracting 90%+ of these awards, in order to reduce council tax support, is this fair / logical? great incentive to work harder with these massive effective tax rates.
- 1 I am a single parent and it can be hard to make a living, I've worked all my life and feel when I need help it's not always there
- 1 I am concerned because I live alone without any support from anybody (no family/friends). Due to ongoing physical and mental health problems, I cannot work yet. Every day I seem to be cutting and cutting my expenditure to the point that I do not put my heating on, clothes are from charity shops, I drink prescription nutritional drinks - ensure and am still losing weight. I cannot afford to eat properly, and now that carrier bags are going to be chargeable my budget will have to be reviewed yet again. It may seem insignificant to many people, but increases such as a charge for bags greatly affects my very very small benefit amount. I cannot afford a car and after a hip replacement I struggle. Any reduction in support will further add to my anxiety, depression and poverty. I already live in the cheapest one bedroom flat that I could find that is owned by Coppinger Boston. I have to tolerate damp, woodlice, no insulation, minimal maintenance, electrical issues etc etc etc, and the rent is £400 a month - higher than the council suggests I should be paying. Without discretionary assistance I would be in a further state of despair. As a 48 year old single and vulnerable female who has not ever had children, my resources are very, very limited. I do the very best that I can when other working age people seem to just have more and more kids to receive more and more benefits. Perhaps any changes should be made on a case by case basis if at all possible.
- 1 It Appears to me that as the council tax support scheme is a local scheme which means the council should be making the 20% that people of working age are currently having to pay, up out of its own funds. So that people on welfare benefits actually receive the amount of money that the law says that they need to live . It appears to me that the Cheshire East Council Tax Charges aimed at those currently on welfare Benefits is actually unlawful and that it wouldn't be unreasonable for the council to be forced to pay the money back. This would also apply to the present banding arrangements. D to H
- 1 If all changes are made I would ask that the vulnerable with good reason and good cause could still apply for backdating and reduced non dep deduction and the lower entitlement tariff of 20% this is because from such a low income as JSA the additional payments would cause more severe hardship and this could in turn burden the Prevention fund the DHP and the Emergency assistance scheme as the clients would have less to pay other bills such as the priority rent charges and mortgages. Regarding the reduced 8 weeks to 4 weeks for the employed I feel regard would have to be made for those whom have to work 2 months in advance of payment of salary if verified they could apply for the further 4 weeks.
- 1 For the wealthiest in Cheshire East Council Tax increase = 0% For the poorest = 5% And

exactly which residents is it that you're putting 1st?!

- 1 After moving from an area of weekly rubbish collection I find it not acceptable that the black bins are collected two weekly.
- 1 Re: restriction on valuation band - Does it really matter nobody should be homeless whether they have a bigger house - jealousy if you ask me. RE: capital savings - why take money saved for family emergency? RE: increased contribution towards council tax - Feel that people should all pay the same.
- 1 Rather than remove backdating completely why is there no proposal to reduce the period from 13 weeks to say 6 weeks? Disabled and those unfit to work have suffered enough under recent benefit cuts and I think it is completely unfair to expect them to pay 25% of their Council Tax. These claimants should be protected and a contribution of 20% is more than they can already afford.
- 1 I do wonder about the Council's paper wastage/output/cost as every time a change occurs the claimant receives sheets of paper detailing all the changes. From end of July to about the end of August, due to changes taking place, I received 5 "change of benefit entitlement" from you. Once I had spoken to someone regarding my last Notification and gave proof of daughter's and my income I received another notification letter - of 40 pages (but printed double sided)! Would it not be possible to summarise any changes? Also how long should claimants keep the Notifications?
- 1 Asking the most financially vulnerable in our society to make further contributions is unfair and will increase overall deprivation although I work and do not claim any benefits I have empathy for those who find themselves in the position of requiring assistance .
- 1 I feel that everyone should make a contribution and pay some Council Tax, no matter how small the amount.
- 1 Council Tax Support is really important to people on a low income, including those of working age who are on a low income. The 20% increase has been a real strain on a huge number of people, and further reductions in support are likely to exacerbate this problem and increase the council's costs in collection costs. By excluding people in band D you will be preventing families living in larger social housing properties from receiving this support and those on a low income or in receipt of benefits are unlikely to be able to pay the full charge, further increasing the bad debt for the council and pushing people into debt. I also think that you should consider an allpay system for paying council tax as this would assist people who pay weekly.
- 1 The shortfall could easily be made up from the bonuses given to the already highly paid council staff. Some members are on an obscene income considering it is public money. Stop taxing the poorer members of society in order to give more money to those who don't need it.
- 1 Increasing the percentage from 20% to 25% for working age Benefit claimants would be devastating for people who cannot afford the current 20%. For the same reasons non

dependent reductions should remain at £5.

1 I do not agree that residents who would have previously been eligible for full council tax support should be made to pay anything towards their council tax, as they struggle to manage on those incomes anyway and these measures cause more poverty.

1 I would like to see more efforts made by the council to visit vulnerable people in rural areas who are unable to pay towards their council tax rather than facing them with court and bailiffs. Before bailiffs are involved an assessment should be made as to whether the person is vulnerable - eg if they have mental health problems or learning difficulties the bailiffs should never be involved.

1 Reallly against increasing non dependent deductions..they are often adult children who are not in work or in very low paid work and these deductions already have a bad impact in family finances. Also really against the proposed £2 minimum payment, for those on a low income , missing out on such a payment could make a huge difference. If feel that the savings you think you will make will be grossly offset by the increase in council tax arrears and could put a large number of vulnerable cheshire east residents into debt, cause stress, increase child poverty all of which in the long term are not good for them or for our county.

1 People with more money should pay more council tax and people with health conditions get full benefits a better band and more help.

1 Full help should be available to people who have recently worked when they need it should they lose their job or someone dies. But shouldn't be the max for long. Others should get a job.

1 Why can't the Council Tax be raised so that all residents bear the brunt of cutbacks - not just those who have a low income?

1 You have failed to give an option to raise Council Tax to fund any changes. I for one have a social conscience and feel that it is my duty to support those in need, as should the leadership of Cheshire East Council. It is not your role to put political ideology above the needs of your poorest constituents.

1 i dont believe in taking funds away from other services just so lazy people can sit on their backsides and not go out to work. by taking funds away from other services all you are dooing is penalising those who need those services by helping the helping the lazy residents who cant be bothered to get a job. a tougher stance needs to be taken, people out of work can get a part time job to help pay towards the increases proposed and for it not to be taken away from other services. these people need to learn we cannot keep handing out money. they have to learn they need to support themselves and until such time, spoon feeding them and taking this view they will continue to sponge off the system

1 yes reduce the top earners wages at the council and stop giving bonuses to those at the top of management at the council. Also keep the 25% single person discount as there are people who live on their own and not on a big wage and that is their only income.

1 While some reduction in support might be justified, a blanket change would hit the

deserving vulnerable disproportionately hard. If we could be more selctive so as to provide more help to the vulnerable, less help for the majority might be justified.

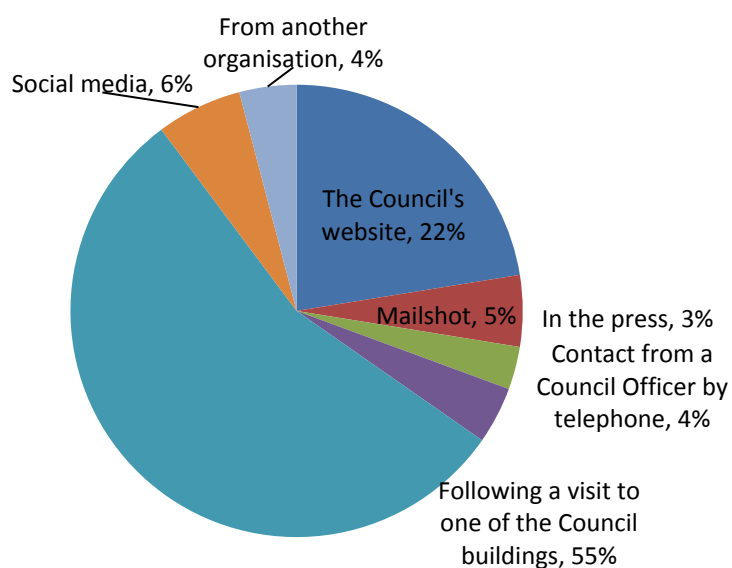
1 Consideration should be given to increasing Council Tax, reducing the support to vulnerable residents when Council Tax has not increased since 2009 doesn't seem fair. A consultation on Council Tax would be welcomed as it feels as though Council services are being reduced when the community of Cheshire East would be prepared to pay more rather than see a reduction in services.

1 I don't no how people can have savings am just getting by with working single mum childcare I think my rent is very hi and gose up each year worries me I work so hard and what for nothing

1 put the council tax up by 2%. Like last year's police budget. The cut as are only making things worse for everybody!

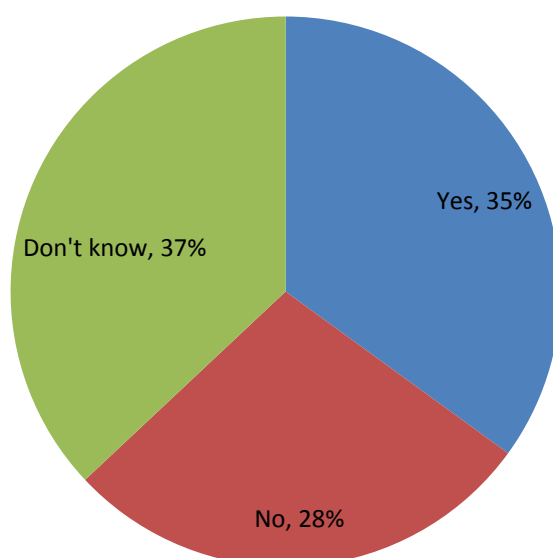
1 i think that council should at least try to put it to central govenement that some pensioners are very rich and mosst are richer than those on jsa or esa so they too should contribute to some extent

11. Please confirm how you found out about the Council Tax Support consultation.



| Value | Percent | Count |
|---|---------|-------|
| The Council's website | 22.2% | 130 |
| Mailshot | 5.3% | 31 |
| In the press | 3.3% | 19 |
| Contact from a Council Officer by telephone | 4.4% | 26 |
| Following a visit to one of the Council buildings | 54.2% | 317 |
| Social media | 6.2% | 36 |
| From another organisation | 4.4% | 26 |
| Total | | 585 |

12. To help us complete our Equality Impact Assessment, do you think there are any groups of people in the community who would be affected more than others if all of these changes were adopted for the new Council Tax Support Scheme.



| Value | Percent | Count |
|------------|---------|-------|
| Yes | 34.9% | 199 |
| No | 28.0% | 160 |
| Don't know | 37.1% | 212 |
| Total | | 571 |

If yes, please provide details of who and why you think they would be more affected::Who/which groups:

| Count | Response |
|-------|--|
| 1 | benefit claimants |
| 1 | 1parent working families |
| 1 | 21-30 young families |
| 1 | 60 - 70 |
| 1 | Age 60 to 65 |
| 1 | Care leavers |
| 9 | Disabled |
| 1 | Disabled and mentally ill |
| 1 | Disabled and old |
| 1 | Disabled and on low income |
| 1 | Disabled and those who are too sick to work. |
| 1 | Disabled working age and financially deprived people |
| 1 | Disabled, those too ill to work |
| 2 | Don't know |

| | |
|---|---|
| 1 | ESA/disabled (mentally & physically) |
| 2 | Elderly |
| 1 | Elderly and one parent families |
| 1 | Elderly. Unemployed |
| 1 | Extremely vulnerable |
| 2 | Families |
| 1 | Families are catered for and OAPs are not |
| 1 | Families with children |
| 1 | Families with working age children |
| 1 | Homeless groups |
| 1 | Lone parents who work |
| 1 | Low income families |
| 1 | Low income workers |
| 1 | Low income, working or vulnerable families |
| 3 | Low income/poorer people |
| 1 | Me |
| 1 | Mental Health |
| 1 | Mental health residents |
| 1 | Mental health- vulnerable |
| 1 | Mentally impaired and vulnerable people |
| 1 | Middle aged made redundant, approaching pension age |
| 1 | Most vulnerable |
| 1 | One parent families |
| 4 | Pensioners |
| 1 | People living on a low income, people with disabilities, parents of larger families |
| 1 | People of working age who are in receipt of ESA (support group) and DLA |
| 2 | People on Benefit |
| 1 | People on lowest income, who they help the most |
| 1 | People on the lowest benefit rates eg basic JSA if they have been moved from ESA |
| 1 | People who don't want to work |
| 1 | People who have mental health issues |
| 1 | People who work low hours and pay more |
| 1 | People with health problems |
| 1 | Poorer families |
| 1 | Poorer people would be badly affected |
| 1 | Right across the board |

| | |
|---|--|
| 1 | School Leavers |
| 1 | Scroungers |
| 1 | Sick and disabled people and unemployed people |
| 1 | Sick/disabled |
| 1 | Sick/disabled, people on very low incomes. |
| 1 | Singl persons |
| 1 | Single mothers, old people, unemployed people |
| 1 | Single mums |
| 2 | Single parents |
| 1 | Single parents and disabled |
| 1 | Single people and families |
| 1 | Single worrking parent |
| 1 | Single,young people |
| 1 | Tax Support |
| 1 | The mentally and physically disabled |
| 1 | The people on sickness benefit |
| 1 | The weak and most vulnerable in society |
| 1 | There will always be someone affected |
| 1 | Those on Welfare benefits of working age |
| 1 | Those on benefit only income |
| 1 | Those who are getting back to work |
| 1 | Those who need help the most |
| 1 | Those who work less than 16 hours per week |
| 1 | Those with mental health issues |
| 7 | Unemployed |
| 1 | Unemployed and disabled |
| 1 | Unemployed and single parents |
| 1 | Unemployed and vulnerable |
| 1 | Unwaged |
| 3 | Vulnerable |
| 1 | Vulnerable adults that can't work |
| 1 | Vulnerable groups: and new employees |
| 1 | Vulnerable/disabled |
| 1 | WORKING AGE DISABLED |
| 1 | With over 18's at home |
| 1 | Working |
| 5 | Working age |
| 1 | Working age people on a low income |
| 1 | Working customers |

| | |
|---|---|
| 1 | Young |
| 1 | Young couples starting out |
| 1 | Young families |
| 1 | Young mothers/Single parents |
| 1 | Young single mothers, young parents, dissadvantaged |
| 5 | disabled |
| 2 | disabled groups and unfit to work |
| 1 | disabled, single households |
| 1 | english will be more affected |
| 1 | families, medical conditions |
| 1 | large single families |
| 1 | larger families |
| 1 | low earners that have a child that lives at home and have become a non dependant |
| 1 | low income families |
| 1 | low income, working people |
| 1 | mainly, working strivers with children |
| 1 | non English |
| 1 | pensioners |
| 1 | people beyond retirement age who would like to work part time |
| 1 | people not working & claiming benefits |
| 1 | people on benefits / low income |
| 1 | people on low incomes |
| 1 | people with more money |
| 1 | physically/mentally disabled |
| 1 | poor/low income |
| 1 | retired |
| 1 | single childless females |
| 1 | single parents |
| 1 | single parents, Universal credit claimants, self employed |
| 1 | single parents, vulnerable people and women |
| 1 | single people of working age |
| 1 | some pensioners/elderly. True disable. Ex Service personnel |
| 1 | the elderly |
| 1 | the lazy |
| 1 | the less digitally literate and those generally less aware |
| 1 | the sick, the disabled, all others facing barriers into work |
| 1 | the unfortunate unemployed with larger houses |
| 1 | the vulnerable, disabled, mentally impaired, people who have |

- fallen on hard times!
- 1 those in wrongly banded houses
- 1 those who struggle on a medium wage
- 1 unemployed
- 2 vulnerability
- 1 vunerable long term sick
- 1 worker people
- 1 working age
- 1 working age on part time hours
- 1 working age people with disabilities
- 1 Those unable to work through Chronic and or long term ill health
and or a disability and have been deemed to be unfit for work
- 1 peolple with mental health issues and those who are pressured
incessantly to get ANY work irrsperspective of their previous
employment history
- 1 People on zero hours contracts, those who have been newly
made redundant, carers and the cared for
- 1 Those that have worked all of their life and then find themselves
out of work, and not the lifelong people who have been able to
claim for years
- 1 People with care and support needs, and those who are
vulnerable and at risk of developing care and support needs.

If yes, please provide details of who and why you think they would be more affected::Why:

| Count | Response |
|-------|---|
| 1 | They struggle enough |
| 1 | 20% is a lot to pay for these groups and affects the quality of their lives |
| 1 | Already have low income |
| 1 | Because of the difficulty they have using getting the benefit system to work for them. |
| 1 | Because they can't get a job. |
| 1 | Because they are disabled |
| 1 | Because they do not have the option to improve their circumstances/quality of life and get a job. |
| 1 | Because they have difficulty managing their affairs. |
| 1 | Because they have less money than others |
| 1 | Because they struggle to sort it all out by themselves as it is. |
| 1 | Big chunk of JSA |
| 1 | Can't afford rent and Bills if on minimum wage |
| 1 | Can't get a job after leaving school |
| 1 | Dealing with paperwork and hospital admittance |
| 1 | Disposable income would drop and less to spend on food and utility bills |
| 1 | Disproportionate share of the burden of cuts falling on them. |
| 1 | Doesn't hit pensioners |
| 1 | Don't get enough |
| 1 | Even if working cannot absorb these changes. |
| 1 | Fixed incomes |
| 1 | Has been in this situation , it is helpful at the moment |
| 1 | Have you ever experienced life at the bottom? |
| 1 | Health not as good, many have to leave full time employment due to ill health |
| 1 | Higher costs less help will struggle |
| 1 | It's hard enough trying to manage bills on very little money at such a young age |
| 1 | Less cuts would impact on them |
| 1 | Limited income |
| 5 | Low income |
| 2 | Low income earners |

1 Money coming in compared to money going out
1 More vulnerable and not in all cases choice to be
1 More vulnerable generally
1 No help
1 No money
1 No more cuts to welfare benefits
1 No prospect of work
1 No support, lack of information
1 Not enough houses or ea to accommodate
1 Not everybody is so keen to apply for benefits
1 Not get as much
1 Often cannot understand bill/deal with finances and are likely to
fall into debt.
1 Old
1 On low income
1 Pensions
1 People out of work
1 Reduced help
1 Reduction in child tax credit
1 Social reasons
2 Struggle financially
1 THEY ARE NOT ABLE TO WORK
1 That is what austerity measures are all about - punishing the
weak.
1 The less help they receive the more likely they are to seek work
1 Their disposable income will decrease
1 There incomes are reducing so will find it hard to meet any extra
expenditure.
1 These people need all the support they can get, not charged
more
1 They are all rich and get loads of money
1 They are suffering enough
1 They are unable to work
1 They are unable to work and are unable to increase their income.
1 They are unaffected - age discrimination
1 They are vulnerable and have no choices.
1 They do not have the money to afford it.
1 They don't have a lot of money
1 They reasonably need a bigger property than a single person.

1 They seems to be the easiest targets.
1 Those who can't work need help
1 To accomodate employment law changes, low minimum wage
and economic crisis
1 Unable to manage their finances.
1 Will have to pay more under the proposals
1 already have a low wage.
1 as they would come under the working age rules
1 because people sometimes find some systems hard to deal with
or aren't keen to engage
1 because they will have to start paying for themselves for a
change !
1 because too many immigrants
1 becuase it would be much harder for them
1 can not manage their affairs.
1 can't work cos of kids
1 children are our future
1 cost of living is high and wages/benefit do not cover living
expenses
1 cutting help to a band b so unfair to those who have previously
been more prosperous
1 decrease in benefits & help
1 due to benefit cuts already in place
1 extremely limited resources
1 fixed income
1 have to pay more from no extra income
1 lack of jobs, minum wage, rising living costs
1 lack of larger housing with lower rents.
1 living on minimum income already
2 low income
1 more likely to have a more expensive home
1 need the help more, will be most affected, least likely to
undersand the system
1 need to pay more
1 non-dep deductions crippling
1 restricting them more than others
1 struggle with money as it is on benefits
1 surviving only on benefits
1 the amount of benefit lost is ridiculas

1 they are always the first to be made to contribute
1 they are living in poverty
1 they are old
1 they are unaffected
1 they can't afford it.
1 they cannot cope anymore
1 they fall between the gaps and would lose the small amount to
help with an essential debt
1 they get more money
1 they will be unaffected which isn't fair
1 they will have even less money to spend
1 they would be put under additional stress as not able to work or
increase hours if they do work.
1 unable to get out and work just an increase in bills with no
choices if unable to work
1 because some methods of getting people to work tantamount to
bullying & if they have mental health issues they can deteriorate
as a result
1 proposed restrictions to child related benefits, lags in payment of
UC especially initial wait, erratic income which can be very low at
start up
1 An decrease in CT support will affect those on a low income,
including those who have disabilities and receive benefits.
Parents of larger families could be excluded from CT support
entirely and face a bill that they cannot meet or moving into
overcrowded conditions.
1 Removal of 13 week backdated of claim; reducing the number of
weeks support is offered when they get a job; increasing the
contribution of 25% and reducing the savings disregard to
£6,000. Older people are already protected.
1 Less income. Some may not be able to work due to honest
disabilities but that is at Council discretion and Ex service
personnel would find it a complete change
1 please see earlier comments. If all changes are made I would ask
that the vulnerable with good reason and good cause could still
apply for backdating and reduced non dep deduction and the
lower entitlement tariff of 20% this is because from such a low
income as JSA the additional payments would cause more
severe hardship and this could in turn burden the Prevention

fund the DHP and the Emergency assistance scheme as the clients would have less to pay other bills such as the priority rent charges and mortgages. Regarding the reduced 8 weeks to 4 weeks for the employed I feel regard would have to be made for those whom have to work 2 months in advance of payment of salary if verified they could apply for the further 4 weeks.

1 Thy cannot cope with dealing with daily tasks and are generally on benefits and struggle to cope financially.

1 People with mental health issues are discriminated against when applying for discount on their council tax; due to the discount form containing wording MENTAL IMPAIRMENT – this wording isn't correct. People with mental health issues are not mental impaired, they are ill. A Learning Disability may leave someone Mentally Impaired; however, someone with a mental health issue, other than some side effects of sedation, from necessary medication, isn't mentally impaired. I therefore suggest the form be amended, therefore allowing, if required people with mental health issues the same rights in applying for discount to their council tax, as someone with a physical illness.

1 they cant work, so they cant pay. Disabled payments are reducing and this makes their situation even worse.

1 hard to survive, food clothes, transport. We already get taxed on items, VAT, plus Tax payments. Where does it all go?

1 They will be asked to contribute more from what is already meant to be just enough to cover their immediate needs.

1 Because people who have paid into the system for years should be given a buffer of 10 weeks or so they don't know the benefit system or how to claim so finding these things out will take time, and no doubt they want to work again - why make life so much more difficult for them at a time when they need to understand the system they have paid into for years and are probably claiminf for the very first time!

1 Because there has been no transitional addition to restore the benefits to the amount the law says that they need to live on
1 they have already faced cuts to income imposed because of Welfare reform and are in increased debt because of these changes

1 As they are on limited benefits and are unable to work due to their disabilities. Also a couple of years ago I found it difficult to

go from paying no Council tax to then suddenly having to pay 20%

1 they are already paying too much and you want to reduce support. Full support should be given to those who qualify upto band E not reduced to band B. Many families and low income workers are already in Band C and are already not managing, you will drive them out of work and completely onto benefits if they cant afford to live on what they have and if its more financially beneficial not to work

1 Changes don't apply to pensioners who may be better off than their working age counterparts but still get more help with their council tax

1 cuts to 'encourage' into more hours may lead people to be better off not working if extra hours are not available or they are unable to do so for other reasons. Just cutting peoples benenefits is not the way to support people into work.

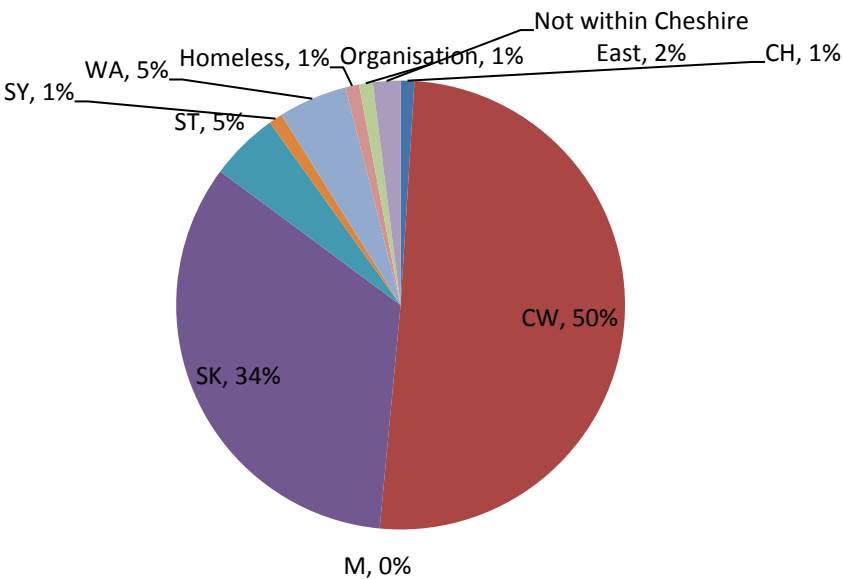
1 Most people from this group do not have enough money to live on and to expect them to pay towards the council tax is bad enough, but to consider increasing the amount they would have to contribute is not acceptable.

1 They would pay more contribution to Council Tax. Trafford Council did not levy ANY charge at all. Take what you need from the Elite Rich and let poor sick people try to survive.

13. If you are completing this on behalf of a group, organisation or other body, please state the name and address in the box below.

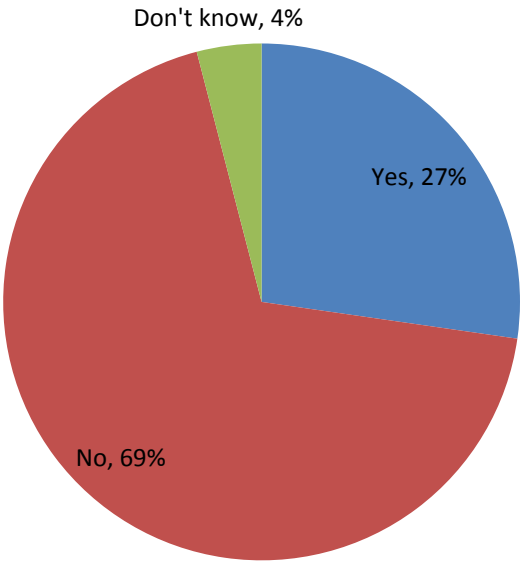
| Count | Response |
|--------------|---|
| 1 | ARCH Domestic Abuse Services |
| 1 | Arch - Cheshire East Floating Support |
| 1 | Cheshire East CAB North Sunderland House Sunderland St Macclesfield SK11 6JF |
| 1 | Great Places Housing Group |
| 1 | NO but I am a CAB volanteer |
| 1 | Odd Rode Elderley Disabled Residents Group |
| 1 | Tenancy Support Team, Peaks & Plains Housing Trust |

14. Please state the area in which you live by selecting the first part of your postcode in the following dropdown



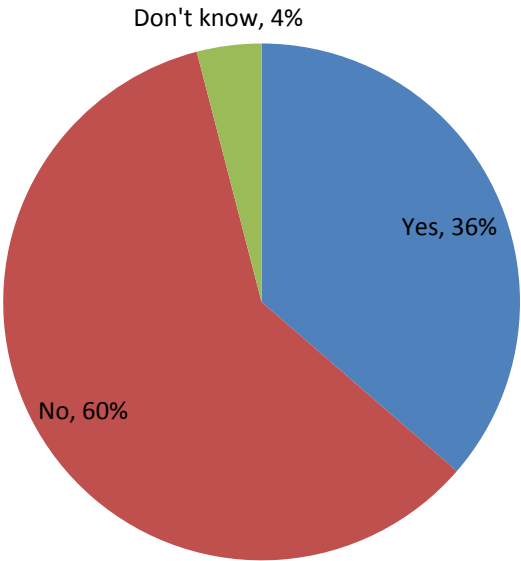
| Value | Percent | Count |
|--|---------|-------|
| Yes (please enter the first half of your postcode e.g. CW1, SK1) | 0.0% | 0 |
| CH | 0.6% | 3 |
| Yes | 0.0% | 0 |
| CW | 50.6% | 252 |
| M | 0.2% | 1 |
| SK | 33.9% | 169 |
| ST | 5.4% | 27 |
| SY | 0.6% | 3 |
| WA | 4.6% | 23 |
| Homeless | 1.0% | 5 |
| Organisation | 0.6% | 3 |
| Not within Cheshire East | 2.4% | 12 |
| Total | | 498 |

15. Does anyone in your household receive Council Tax Support?



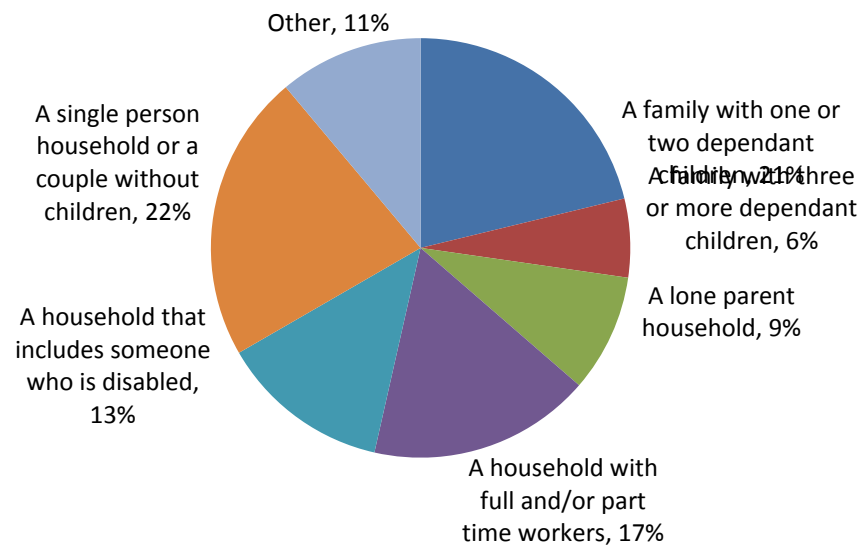
| Value | Percent | Count |
|------------|---------|-------|
| Yes | 27.5% | 151 |
| No | 68.4% | 376 |
| Don't know | 4.2% | 23 |
| Total | | 550 |

16. Do you or anyone in your household receive any other benefits?



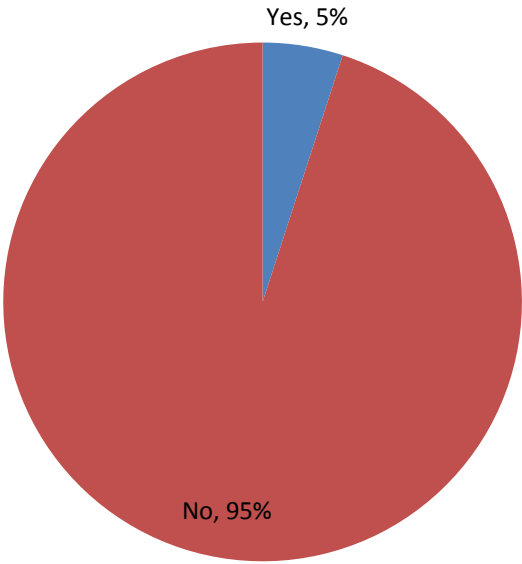
| Value | Percent | Count |
|------------|---------|-------|
| Yes | 36.3% | 200 |
| No | 59.4% | 327 |
| Don't know | 4.4% | 24 |
| Total | | 551 |

17. Which of the following best describes your household?



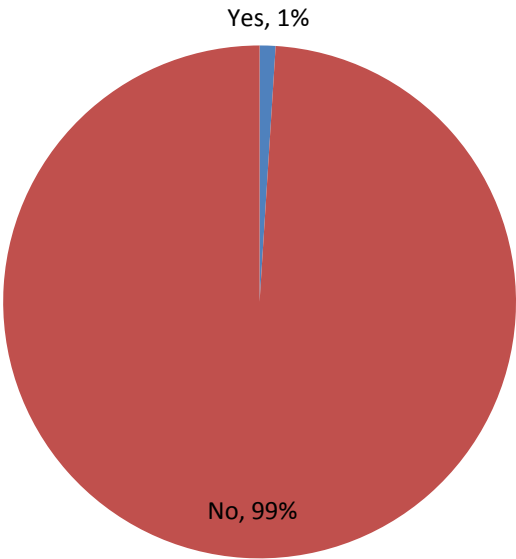
| Value | Percent | Count |
|--|---------|-------|
| A family with one or two dependant children | 21.2% | 117 |
| A family with three or more dependant children | 6.2% | 34 |
| A lone parent household | 9.3% | 51 |
| A household with full and/or part time workers | 17.4% | 96 |
| A household that includes someone who is disabled | 12.5% | 69 |
| A single person household or a couple without children | 22.1% | 122 |
| Other | 11.3% | 62 |
| Total | | 551 |

18. Are you a service personnel or ex service personnel?



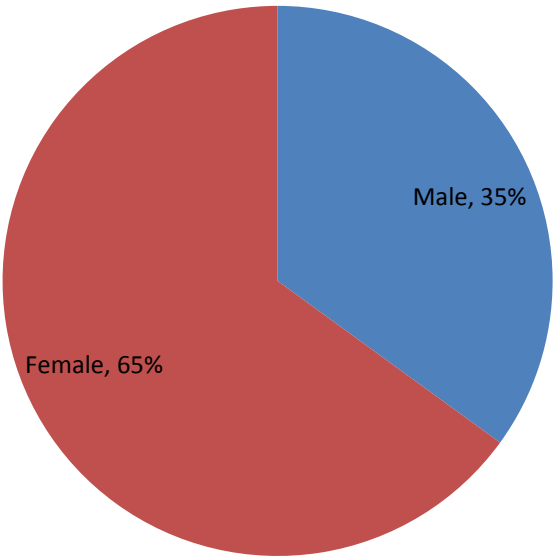
| Value | Percent | Count |
|-------|---------|-------|
| Yes | 5.5% | 30 |
| No | 94.5% | 517 |
| Total | | 547 |

19. Are you a War Widow/Widower or do you receive a War Disablement pension?



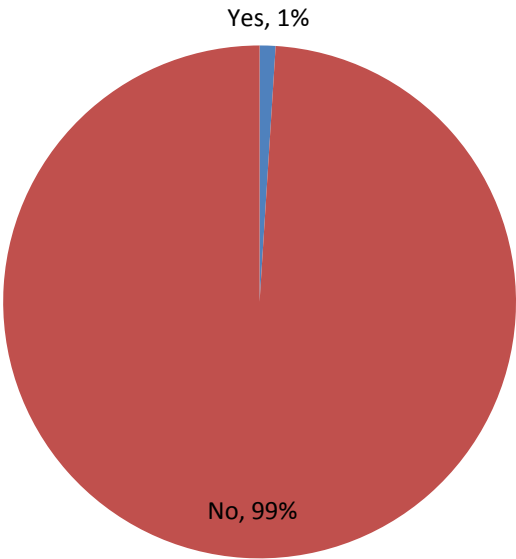
| Value | Percent | Count |
|-------|---------|-------|
| Yes | 1.5% | 8 |
| No | 98.5% | 534 |
| Total | | 542 |

20. What is your gender?



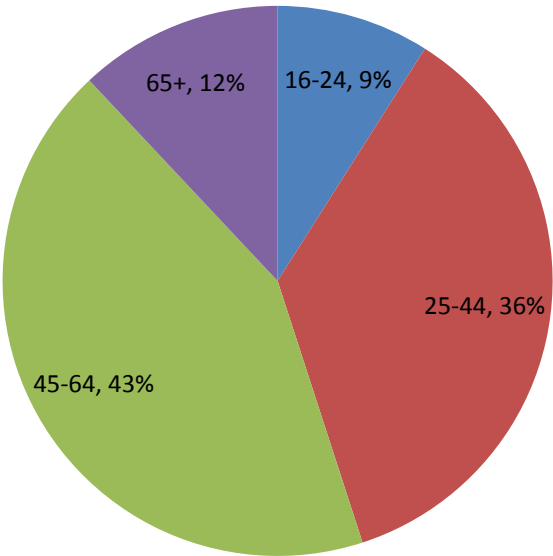
| Value | Percent | Count |
|--------|---------|-------|
| Male | 35.4% | 183 |
| Female | 64.6% | 334 |
| Total | | 517 |

21. Are you undergoing/have you undergone gender reassignment?



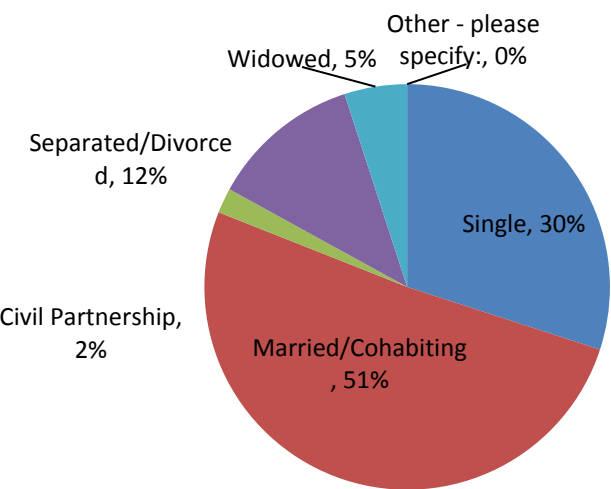
| Value | Percent | Count |
|-------|---------|-------|
| Yes | 1.4% | 7 |
| No | 98.6% | 492 |
| Total | | 499 |

22. What age group are you in?



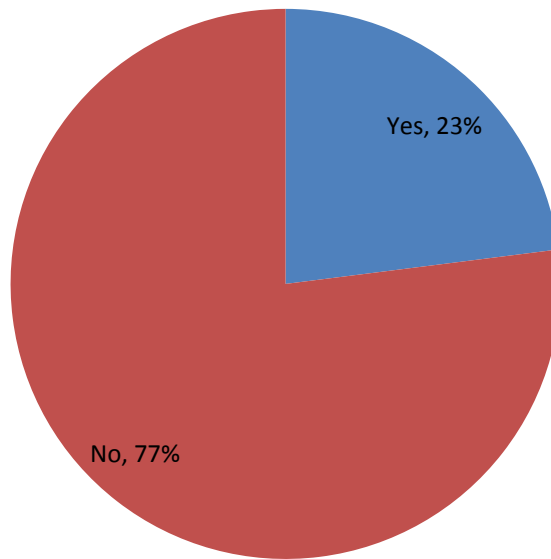
| Value | Percent | Count |
|----------|---------|-------|
| under 16 | 0.0% | 0 |
| 16-24 | 8.8% | 45 |
| 25-44 | 36.2% | 184 |
| 45-64 | 43.4% | 221 |
| 65+ | 11.6% | 59 |
| Total | | 509 |

23. What is your marital status?



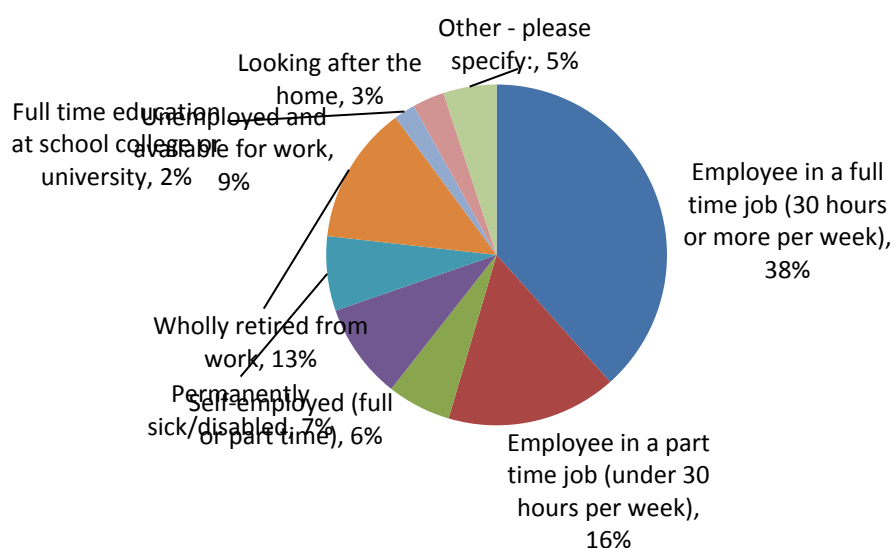
| Value | Percent | Count |
|------------------------------------|---------|-------|
| Single | 29.6% | 150 |
| Married/Cohabiting | 51.1% | 259 |
| Civil Partnership | 2.4% | 12 |
| Separated/Divorced | 11.8% | 60 |
| Widowed | 4.7% | 24 |
| Other - please specify: | 0.4% | 2 |
| Total | | 507 |
| Responses"Other - please specify:" | | Count |
| LIVING WITH PARTNER | | 1 |
| engaged | | 1 |

24. Do you have caring responsibilities?



| Value | Percent | Count |
|-------|---------|-------|
| Yes | 22.9% | 113 |
| No | 77.1% | 380 |
| Total | | 493 |

25. What is your employment status?

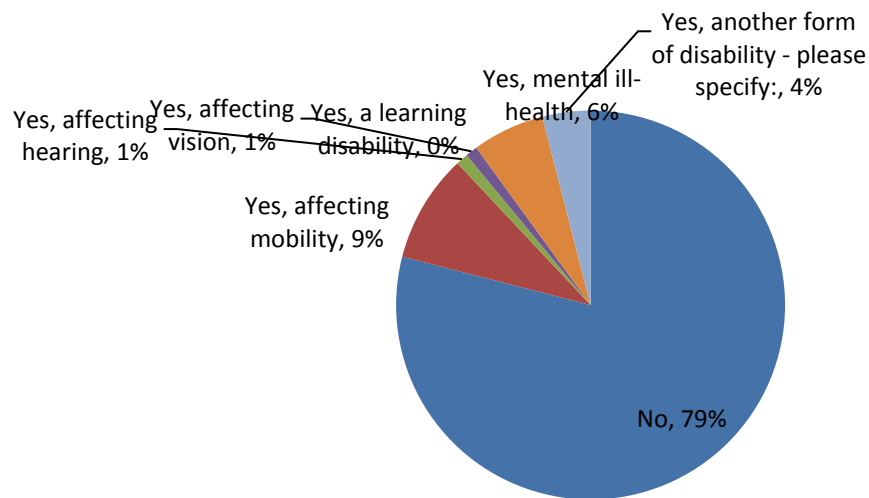


| Value | Percent | Count |
|---|---------|-------|
| Employee in a full time job (30 hours or more per week) | 38.1% | 194 |
| Employee in a part time job (under 30 hours per week) | 16.3% | 83 |
| Self-employed (full or part time) | 5.7% | 29 |
| Unemployed and available for work | 9.4% | 48 |
| Permanently sick/disabled | 6.7% | 34 |
| Wholly retired from work | 13.4% | 68 |
| On a government supported training programme (e.g. modern apprenticeship) | 0.0% | 0 |
| Full time education at school college or university | 1.8% | 9 |
| Looking after the home | 3.3% | 17 |
| Other - please specify: | 5.3% | 27 |
| Total | | 509 |

| Responses"Other - please specify:" | Count |
|------------------------------------|-------|
| 30 zero hour contract | 1 |
| Carer | 1 |
| Carer at home | 1 |
| Carer for disabled child | 1 |
| Carer for husband | 1 |
| ESA | 2 |

| | |
|--|---|
| ESAIR | 1 |
| Employed but off sick | 1 |
| Employee in 2 jobs 1 full time, 1 on a zero hours contract | 1 |
| Retired | 1 |
| To care for family members | 1 |
| Universal credit | 1 |
| VOLUNTEER WORK | 1 |
| carer | 3 |
| carer for daughter | 1 |
| currently not able to work | 1 |
| mums carer | 1 |
| pensioner | 1 |
| retired doing unpaid voluntary work | 1 |
| semi retired working on a casual basis | 1 |
| temporarily unemployed due to mental health | 1 |
| unemployed and pregnant | 1 |
| although retired and on comp pension and state full pension my wife gave up work in 1972 to bring up family and now only receives £189 state pension per month | 1 |

26. Are your day-to-day activities limited because of a health problem or disability which has lasted or is expected to last at least 12 months?

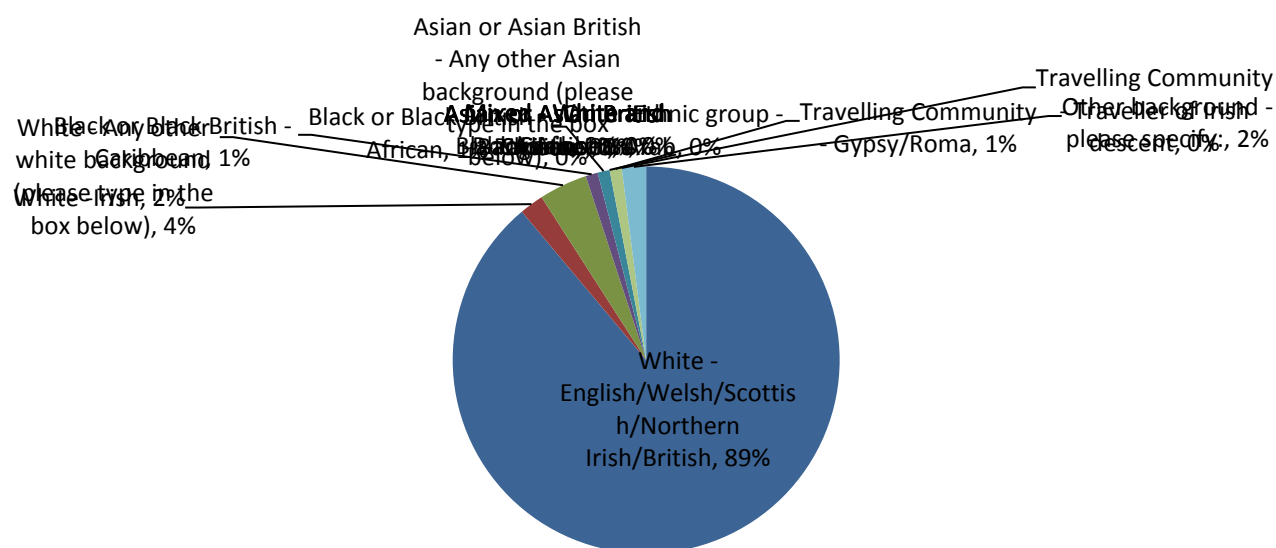


| Value | Percent | Count |
|---|---------|-------|
| No | 78.5% | 398 |
| Yes, affecting mobility | 9.1% | 46 |
| Yes, affecting hearing | 1.4% | 7 |
| Yes, affecting vision | 1.4% | 7 |
| Yes, a learning disability | 0.2% | 1 |
| Yes, mental ill-health | 5.9% | 30 |
| Yes, another form of disability - please specify: | 3.6% | 18 |
| Other - please specify | 0.0% | 0 |
| Total | | 507 |

| Responses"Yes, another form of disability - please specify:" | Count |
|---|-------|
| Left Blank | 584 |
| Ankylosing spondilitis | 1 |
| Arthritis | 1 |
| Asthma and high blood pressure | 1 |
| Fybromyalgia | 1 |
| Hearing | 1 |
| Hearing, eyesight, mobility, brain damage suffers short and long term memory loss | 1 |
| Husband has dementia | 1 |
| Hyper mobility fibro m | 1 |
| Terminal illness | 1 |

| | |
|--|---|
| Yes after a major stroke which has affected mobility, vision and left me with epilepsy. | 1 |
| cancer | 1 |
| dyslexia/dyspraxia | 1 |
| heart condition | 1 |
| incontinence prostat du to cancer | 1 |
| mental health and limited mobility due to hip replacement and awaiting a right hip replacement | 1 |
| more than one option from above | 1 |
| substance misuse | 1 |

27. What is your Ethnic Group?

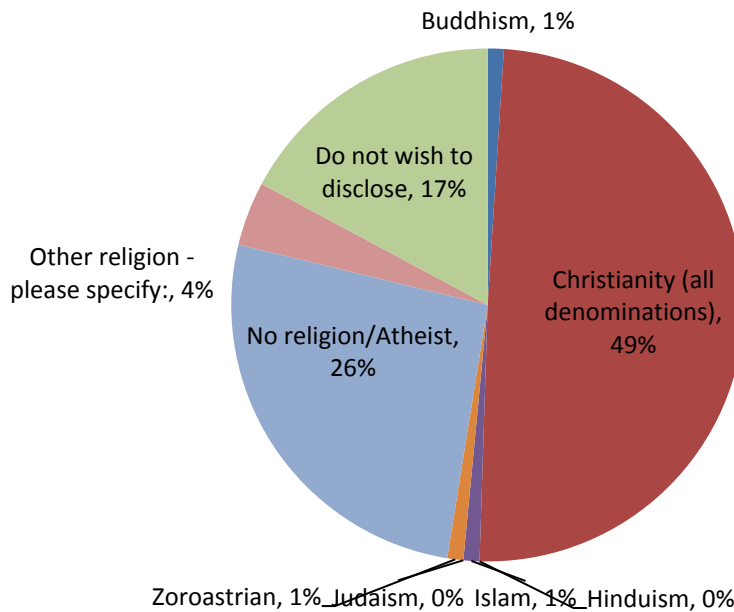


| Value | Percent | Count |
|--|---------|-------|
| White - English/Welsh/Scottish/Northern Irish/British | 88.3% | 444 |
| White -Irish | 2.0% | 10 |
| White - Any other white background (please type in the box below) | 3.6% | 18 |
| Black or Black British - Caribbean | 0.8% | 4 |
| Black or Black British - African | 0.6% | 3 |
| Black or Black British - Any other black background (please type in the box below) | 0.0% | 0 |
| Asian or Asian British - Indian | 0.2% | 1 |
| Asian or Asian British - Pakistani | 0.4% | 2 |
| Asian or Asian British - Bangladeshi | 0.2% | 1 |
| Asian or Asian British - Chinese | 0.2% | 1 |
| Asian or Asian British - Any other Asian background (please type in the box below) | 0.2% | 1 |
| Mixed - White and Black Caribbean | 0.2% | 1 |
| Mixed - White and Black African | 0.2% | 1 |
| Mixed - White and Asian | 0.2% | 1 |
| Mixed - Any other Mixed background (please type in the box below) | 0.0% | 0 |

| | | |
|--|------|-----|
| Other Ethnic group - Arab | 0.4% | 2 |
| Other Ethnic group - other (please type in the box below) | 0.0% | 0 |
| Travelling Community - Gypsy/Roma | 0.6% | 3 |
| Travelling Community - Traveller of Irish descent | 0.2% | 1 |
| Travelling Community - Other member of the Travelling Community (please type in the box below) | 0.0% | 0 |
| Other background - please specify: | 1.8% | 9 |
| Total | | 503 |

| Responses"Other background - please specify:" | Count |
|--|--------------|
| Fillipino | 1 |
| Indian Caribbean | 1 |
| Kashmiri | 1 |
| Oriental | 1 |
| Polish | 1 |
| South African | 1 |

28. What is your religion/beliefs?



| Value | Percent | Count |
|----------------------------------|---------|-------|
| Buddhism | 1.4% | 7 |
| Christianity (all denominations) | 49.3% | 240 |
| Hinduism | 0.2% | 1 |
| Islam | 1.4% | 7 |
| Jainism | 0.0% | 0 |
| Judaism | 0.2% | 1 |
| Sikhism | 0.0% | 0 |
| Zoroastrian | 0.6% | 3 |
| No religion/Atheist | 25.9% | 126 |
| Other religion - please specify: | 4.1% | 20 |
| Do not wish to disclose | 16.8% | 82 |
| Total | | 487 |

| Responses"Other religion - please specify:" | Count |
|---|-------|
| Catholic | 6 |
| Humanist | 1 |
| Methodist | 1 |
| Muslim | 1 |
| Pagan | 1 |
| Polish | 1 |
| Spiritualism | 3 |
| orthodox | 1 |
| realist | 1 |