

A summary of responses to Cheshire East Council's

Young people's experiences of hate crime and discrimination in Cheshire East Survey



Introduction

Purpose of the survey

In February 2024, young people aged 11-18 said that “Crime and Safety” is the most important issue to them in the national youth ballot Make Your Mark.

From this, Cheshire East Youth Council are planning to develop an awareness campaign about Hate Crime and Discrimination with two clear goals:

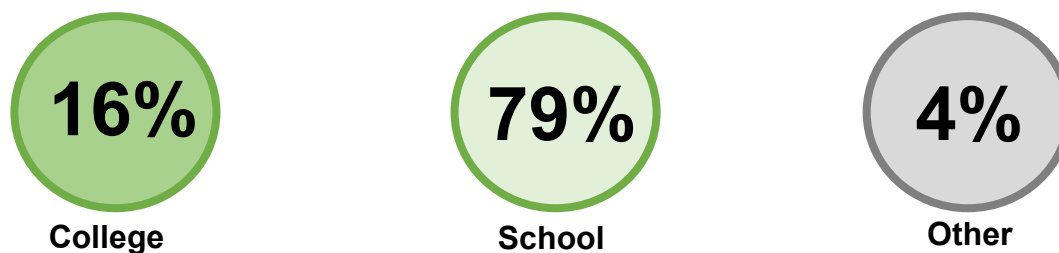
- Make sure that educators have the right resources to teach young people about hate crime and discrimination, with the skills to also deal with it when it happens.
- Help young people to have improved awareness and understanding of hate crime and discrimination, also what to do if they see it or experience it.

Therefore, Cheshire East Youth Council invited young people across Cheshire East to complete a survey to share their experiences of hate crime and discrimination anonymously to influence the campaign, which included in schools, colleges and out in the community.

Survey responses

A total of 116 responses were received to the survey, a breakdown of demographics is available in Appendix A. The educational setting of respondents is shown below.

What educational setting do you attend?



Total number of respondents 116

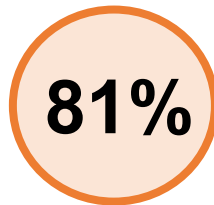
Section 1: Bullying

Respondents were asked if they had every bullied anyone, 15 of the respondents confirmed that they had.

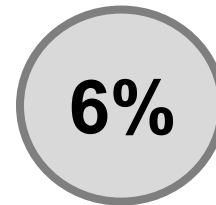
Have you ever bullied anyone?



Yes



No



Prefer not to say

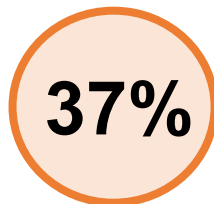
Total number of respondents 116

Respondents were asked if they had experienced bullying, 65 confirmed that they had, just over half of all survey respondents.

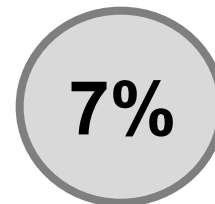
Have you ever been bullied?



Yes



No

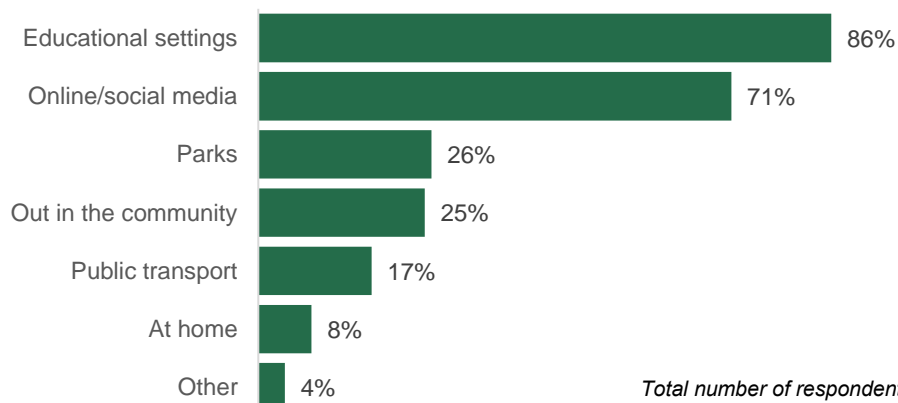


Prefer not to say

Total number of respondents 116

Respondents were asked where they thought bullying was most likely to occur, Figure 1 below shows a summary of results to this question.

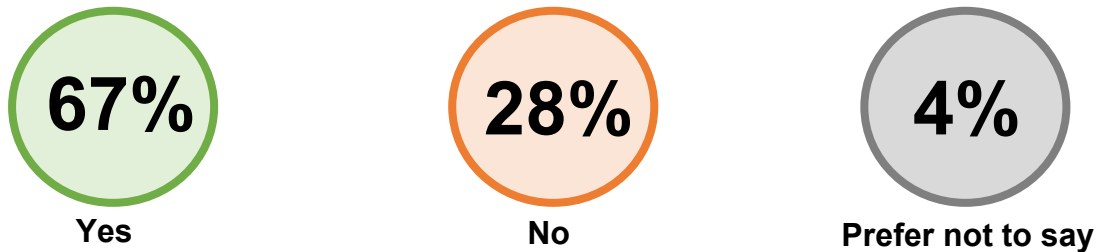
Figure 1: Where do you think bullying is most likely to occur?



Total number of respondents 115

Respondents who reported they had been bullied were asked if they had told anyone about the bullying.

Did you tell someone about the bullying?



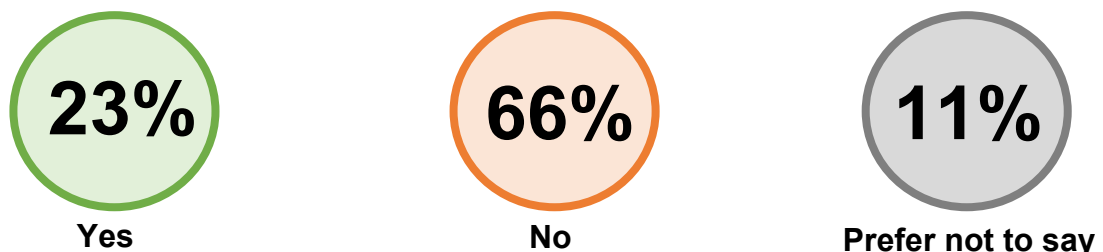
Total number of respondents 67

Respondents were most likely to tell the following people about the bullying:

- Parents (21 comments)
- Teachers (10 comments)
- School (5 comments)
- Friends (3 comments)
- Head of year (1 comment)
- No-one (1 comment)

Respondents were asked if the bullying was dealt with properly, just 23% of respondents felt that it had.

Was the bullying dealt with properly?



Total number of respondents 65

Respondents were asked if it wasn't dealt with properly what could have been done better, a total of 20 comments were left which are summarised as:

- The bully to have been punished / to have been taken more seriously (8 comments)
- The teachers could have looked out for me, was made to feel at fault / not given support or listened to (6 comments)
- More mental health support (2 comments)
- Pastoral team didn't deal with the incidents, so I didn't go to them afterwards / still continued after being 'dealt with' (2 comments)
- Telling someone so they could know (1 comment)
- Nothing (1 comment)

Section 2: Discrimination

Respondents were asked if they knew what discrimination was, 95% (108 of 114) did know what it meant.

Respondents were asked if they had experienced discrimination, 50 confirmed that they had, under half of all survey respondents.

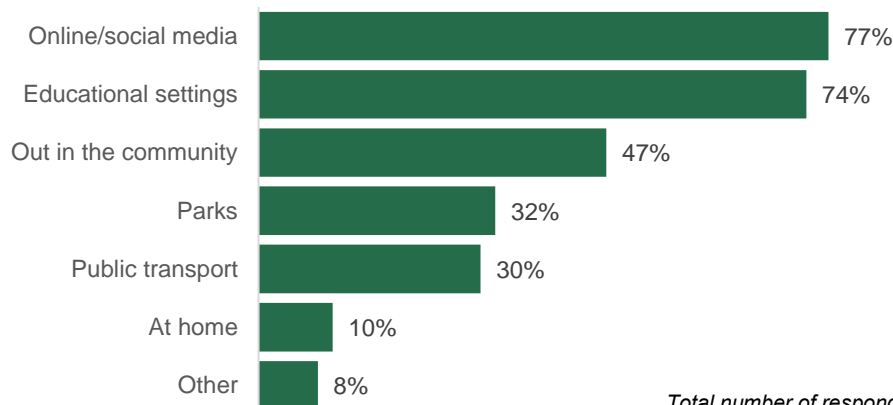
Have you ever felt discrimination?



Total number of respondents 116

Respondents were asked where they thought discrimination was most likely to occur, Figure 2 below shows a summary of results to this question.

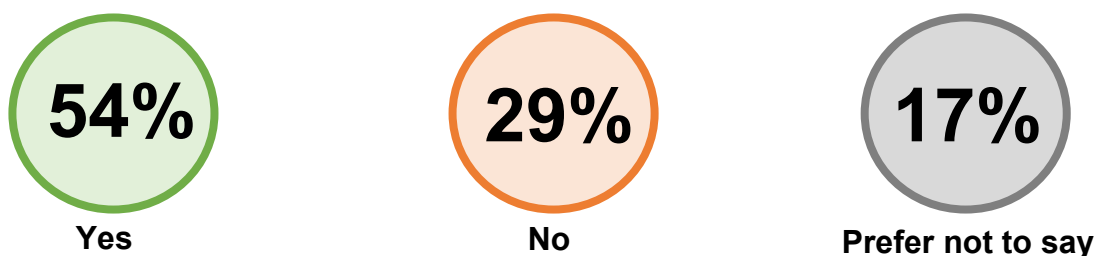
Figure 2: Where do you think discrimination is most likely to occur?



Total number of respondents 115

Respondents who reported they had been discriminated against were asked if they had told anyone about it. Respondents were less likely to report discrimination compared to bullying (54% compared to 67%).

Did you tell someone about the discrimination?



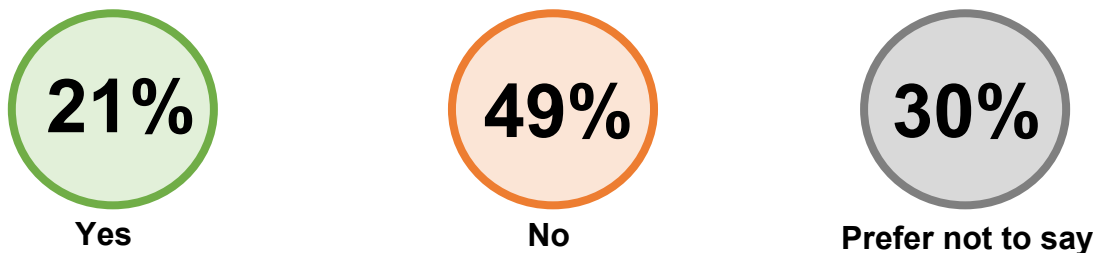
Total number of respondents 48

Respondents were most likely to tell the following people about the discrimination:

- Parents (8 comments)
- Teachers (6 comments)
- Friends (3 comments)
- School (2 comments)
- Head of year (1 comment)

Respondents were asked if the discrimination was dealt with properly, just 21% of respondents felt that it had, a similar rate to bullying.

Was the discrimination dealt with properly?



Total number of respondents 47

Respondents were asked if it wasn't dealt with properly what could have been done better, a total of 6 comments were left which are summarised as:

- The school or teachers could have handled it better / taken it more seriously (3 comments)
- More education around it (1 comment)
- Schools cannot handle the number of cases (1 comment)
- Just got used to it / stopped finding it as offensive (1 comment)

Section 3: Hate Crime

Respondents were asked if they knew what a hate crime was, 92% (107 of 116) did know what it meant.

Respondents were asked if they had ever witnessed a hate crime, 43% of respondents had.

Have you ever witnessed a hate crime?



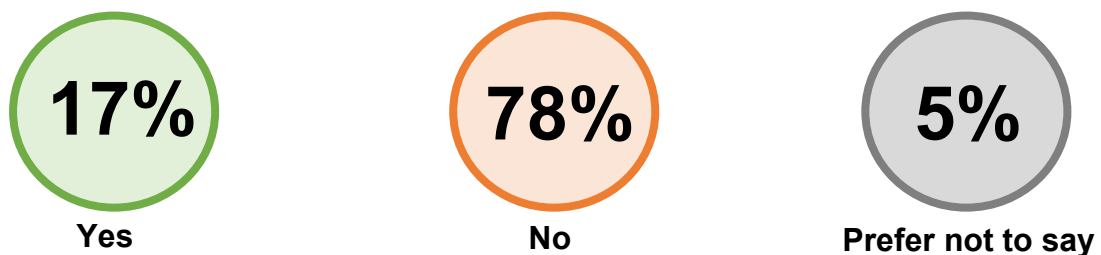
Total number of respondents 116

In terms of what respondents had witnessed the following was raised:

- Physical violence / verbal comments due to sexuality / religion / race (11 comments)
- Unable to share, school did not respond appropriately (2 comments)
- Personal experience of hate crime (1 comment)
- Making fun of someone (1 comment)
- Prefer not to say (1 comment)

Respondents were asked if they had ever been a victim of a hate crime, 17% of respondents confirmed this.

Have you ever been a victim of a hate crime?



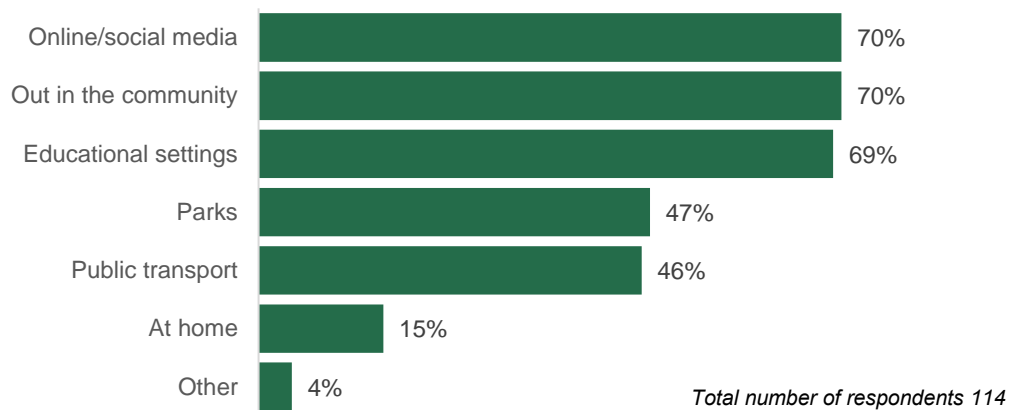
Total number of respondents 116

In terms of what respondents had experienced the following was raised:

- Verbal aggression due to race (3 comments)
- Physical violence due to race (1 comment)
- Prefer not to say/ don't feel comfortable sharing (2 comments)

Respondents were asked where they thought hate crimes were most likely to occur, Figure 3 below shows a summary of results to this question.

Figure 3: Where do you think hate crimes are most likely to occur?



Respondents who reported they had experienced a hate crime were asked if they had told anyone about it. Respondents were more likely to report hate crimes compared to both discrimination and bullying (75% compared to 54% and 67%).

Did you tell someone about the hate crime?

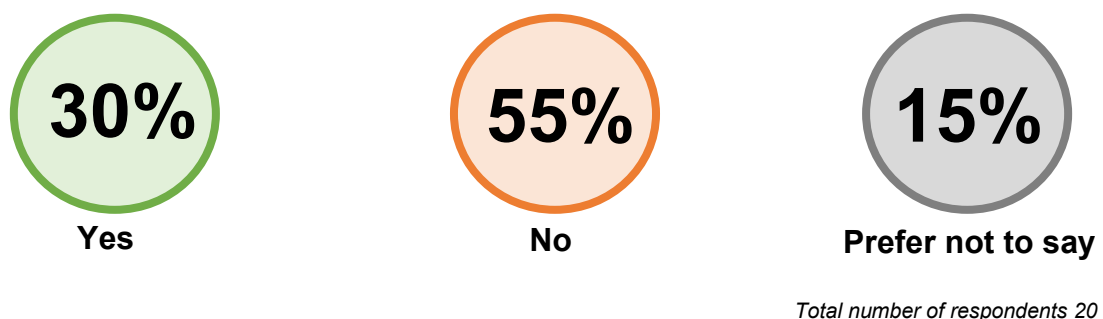


Respondents were most likely to tell the following people about hate crimes:

- Parents (3 comments)
- Teachers (3 comments)
- Friends (3 comments)
- School (3 comments)

Respondents were asked if the hate crime was dealt with properly, 30% of respondents felt that it had.

Was the hate crime dealt with properly?



Section 4: Your Ideas

Respondents were asked in their own words what should young people do to address bullying, discrimination and hate crime. A total of 94 comments were left to this section a summary of which is provided below:

- Report the incident to a trusted person / tell someone who can do something about it (47 comments)
- More discussion in schools regularly about it / raise awareness and how to recognise it (15 comments)
- Learn to stand up for yourself (8 comments)
- Call people out on it (7 comments)
- Don't bully / more care for others (6 comments)
- Give accounts from people who have experienced it to show the impact (6 comment)
- Videos or posters around the experience and advice / post things on social media for awareness (3 comments)
- Educate others around what it would be like to be on the receiving end (3 comments)
- Create a better sense of community / space built on respect (3 comments)
- Punishment in a way that deals with the problem (3 comments)
- More anti-bullying rules (1 comment)
- Therapy for those who bully to help them stop (1 comment)
- Youth clubs (1 comment)
- Nothing / not sure / prefer not to say (5 comments)

As someone who has experienced bullying and discrimination directly, I feel that young people who are victims of hate crimes, discrimination, bullying need to speak out and share their past experiences of abuse towards them. By doing this, we can educate everyone regarding the severity of bullying and discrimination, and the impact it has on young people.

Respondents were asked in their own words what should adults and local leaders do to address bullying, discrimination and hate crime. A total of 92 comments were left to this section a summary of which is presented below:

- Harsher punishment / consequences for those given warnings who continue / to deter in the future (23 comments)
- Teach more about it / more awareness (20 comments)
- Provide a safe environment for people to talk in / get help (9 comments)
- Explain about the impact of bullying / hate crimes more such as poor mental wellbeing and trauma (8 comments)
- Report it to someone that will help / do something about it (11 comments)
- Take into consideration what the individual wants to do with the situation (5)
- Teach children how to speak out / stand up for themselves (6 comments)

- Make laws/rules to prevent bullying / discriminative websites and social media content (5 comments)
- Stop bullying (5 comments)
- Address the drivers of bullying and get it sorted with an adult (4 comments)
- comments)
- Telling an adult can often increase the bullying which makes people afraid to speak out / discretion is needed (2 comments)
- Don't be woke (1 comment)
- Nothing will help it / they can't stop it (1 comment)
- Don't know / not sure (7 comments)

“

Crack down and not just punish people , but try to make them understand the impact that it has . And explain about suicide and how bullying can traumatise people for life

”

“

Explain how BAD it is and Tell the back stories too. I would also like to see black history month in my school too

”

“

Help give understanding of different backgrounds or cultures so people don't discriminate or hate crime due to lack of knowledge/ obliviousness

”

“

when adults are told about bullying and tell off the bully it can often increase the bullying as they see the victim as a snitch which makes people afraid to speak out so i'm unsure what can be done

”

Appendix A: Demographics

Gender	Count	Percent
Female	69	60%
Male	35	30%
Non-binary	5	4%
Other	< 5	
Prefer not to say/ Not disclosed	5	4%
Grand Total	116	100%

Age	Count	Percent
11 – 12	17	15%
13 – 14	51	44%
15 – 16	30	26%
17 – 18	18	16%
Grand Total	116	100%

Ethnicity	Count	Percent
White English/ Welsh/ Scottish / Northern Irish / British	89	77%
Any other White background	7	6%
Mixed or multiple ethnic groups	< 5	
Asian / Asian British	8	7%
Black African / Caribbean / Black British	< 5	
Other	< 5	
Prefer not to say	< 5	
Grand Total	116	100%

Religion	Count	Percent
Buddhist	< 5	
Christian	26	22%
Jewish	< 5	
Muslim	< 5	
No religion	76	66%
Other	5	4%
Prefer not to say	5	4%