

Annex 5



CHESHIRE EAST – ALCOHOL RELATED CRIME AND INCIDENTS

CAVEATS:

Please be advised that work is currently being undertaken to back record convert addresses within Niche to ensure that they are representative of the new geographical structure. As a result, any volume based data reported against a 'location' within the new structure should be treated with extreme caution, as the data reported will not only be subject to fluctuation, but there will also be a proportion of occurrences that cannot be attributed to a specific location until BRC has taken place. It is advised that data users take note of the error rates published alongside all reports and consider the impact this may have on the reliability of any operational decisions made. Customers will be advised when BRC work is complete and when data can be treated as final and fully representative of actual performance rather than just indicative.

Error Rate: The % of 'crimes' that cannot be apportioned to a location within the new structure is 1.2%. This equates to a total of 170 'crimes'.

Review period: 1st December 2014 to 30th November 2015

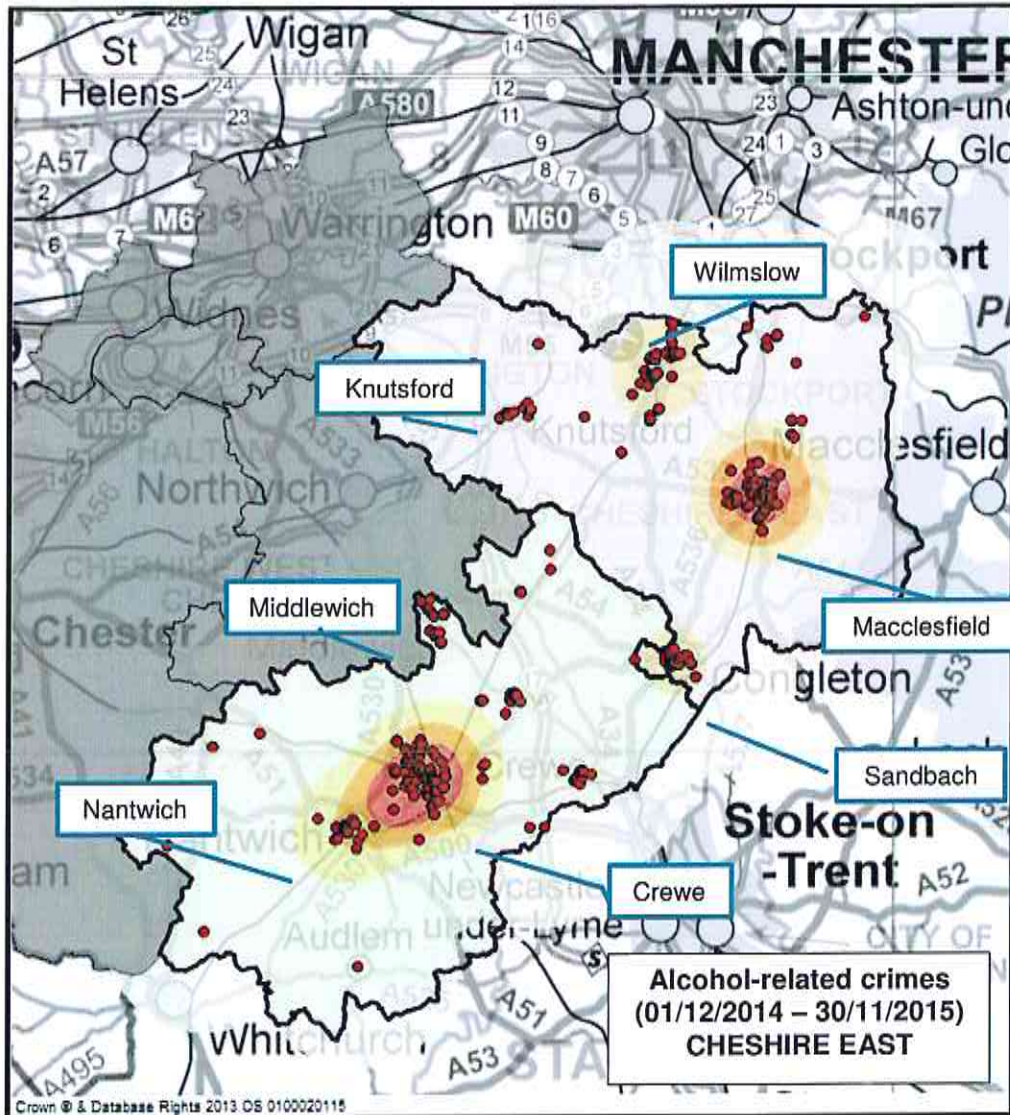
The crime information used within this report is based upon the Committed From data to allow for the most accurate representation of the issues being considered.

Definition of Alcohol related offences – those where it has been identified in Niche that the offender was affected by alcohol at time of the offence.

Definition of Alcohol related incidents – those where the qualifier code QAL has been applied as a sub code.

It should be acknowledged that the identification of alcohol in relation to either an offence or incident is subjective and is likely to be under representative of the actual issue.

1. All Alcohol Related Offences between 00:00 and 05:59 hour



During the 12 month period from 1st December 2014 to 30th November 2015 a total of **496** offences flagged as alcohol related were committed between the hours of 00:00 and 05:59.

Hotspot mapping indicates concentrations of offences in Crewe, Macclesfield and Wilmslow.

The top offences, by Home Office Code were 8N Assault with injury (32.5%); 105A Assault without injury (28%); 9A Public fear, alarm or distress (5.6%); and 58C Criminal damage to a vehicle (4.4%).

The busiest months have been August 2015 (59); December 2014 (50); October 2015 (48); January 2015 (47); and March 2015 (46).

The combined peak days / times for offences were Saturday and Sunday between 00:00 and 03:00.

Please note that this report has been run with an Access Control Level (ACL) of 0 and therefore will not show data that is restricted in Niche with a higher ACL.

Home Office Code Description	Total	%
Assault with Injury	161	32.5%
Assault without injury	139	28.0%
Public fear, alarm or distress	28	5.6%
Criminal damage to a vehicle	22	4.4%
Criminal damage to a dwelling	14	2.8%
Criminal damage to a building other than a dwelling	14	2.8%
Other Criminal damage	12	2.4%
Possession of controlled drugs (cannabis)	11	2.2%
Assault without injury on a constable	11	2.2%
Other Offences against the state or public order	11	2.2%
Possession of controlled drugs excluding cannabis	10	2.0%
Racially or religiously aggravated public fear, alarm or distress	7	1.4%
Shoplifting	7	1.4%
Harassment	5	1.0%
Theft - Making Off Without Payment	5	1.0%
Assault with Intent to cause Serious Harm	4	0.8%
Other theft	4	0.8%
Sexual assault on a female aged 13 or over	3	0.6%
Rape of a female aged 16 and over	2	0.4%
Arson not endangering life	2	0.4%
Arson endangering life	2	0.4%
Racially or Religiously Aggravated Assault with injury	2	0.4%
Burglary in a dwelling	2	0.4%
Threat or possession with intent to commit criminal damage	2	0.4%
Possession of other weapons	2	0.4%
Burglary in a building other than a dwelling	2	0.4%
Cruelty to Children/Young Persons	1	0.2%
Threats to kill	1	0.2%
Theft or unauthorised taking of a pedal cycle	1	0.2%
Attempted murder	1	0.2%
Stalking	1	0.2%
Making, Supplying or Possessing Articles for use in Fraud	1	0.2%
Theft from the person	1	0.2%
Rape of a male aged 16 and over	1	0.2%
Racially or religiously aggravated assault without injury	1	0.2%
Attempted burglary in a building other than a dwelling	1	0.2%
Racially or Religiously Aggravated Criminal Damage	1	0.2%
Aggravated vehicle taking	1	0.2%
Grand Total	496	100.0%

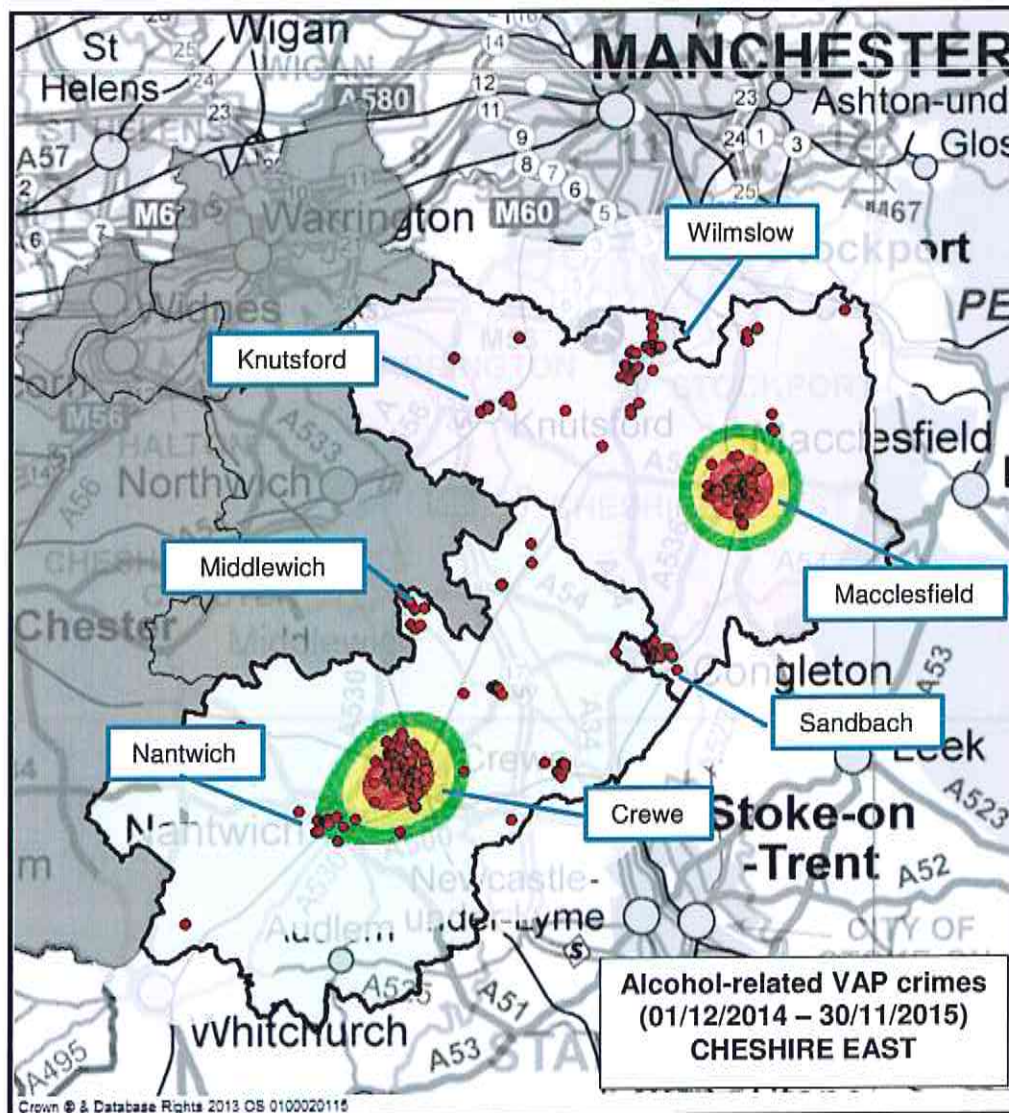
Please note that this report has been run with an Access Control Level (ACL) of 0 and therefore will not show data that is restricted in Niche with a higher ACL.

MONTH	TOTAL
December 2014	50
January 2015	47
February 2015	40
March 2015	46
April 2015	23
May 2015	34
June 2015	37
July 2015	35
August 2015	59
September 2015	40
October 2015	48
November 2015	37
TOTAL	496

Hour	Mon	Tue	Wed	Thu	Fri	Sat	Sun	Total
00:00 - 00:59	13	6	9	10	20	43	31	132
01:00 - 01:59	8	2	5	6	12	36	59	128
02:00 - 02:59	12	2	3	11	8	32	34	102
03:00 - 03:59	4	1	7	4	8	28	27	79
04:00 - 04:59	4	3	1	6	6	11	8	39
05:00 - 05:59	1			3		2	10	16
Total	42	14	25	40	54	152	169	496

	40+
	30+

2. Alcohol Related Violence against the Person (VAP) Offences between 00:00 to 05:59 hours



During the 12 month period from 1st December 2014 to 30th November 2015 a total of **327** Violence against the person offences, with an alcohol flag, were committed between 00:00 and 05:59.

Hotspot mapping indicates concentrations of offences in Crewe and Macclesfield.

The top offences by Home Office Description were 8N Assault with injury (49.2%); 105A Assault without injury (42.5%); and 104 Assault without injury on a constable (3.4%).

The busiest three months for offences were August 2015 (46), October 2015 (37) and January 2015 (30).

The combined peak days / times for offences were Saturday and Sunday between 00:00 and 02:59.

Please note that this report has been run with an Access Control Level (ACL) of 0 and therefore will not show data that is restricted in Niche with a higher ACL.

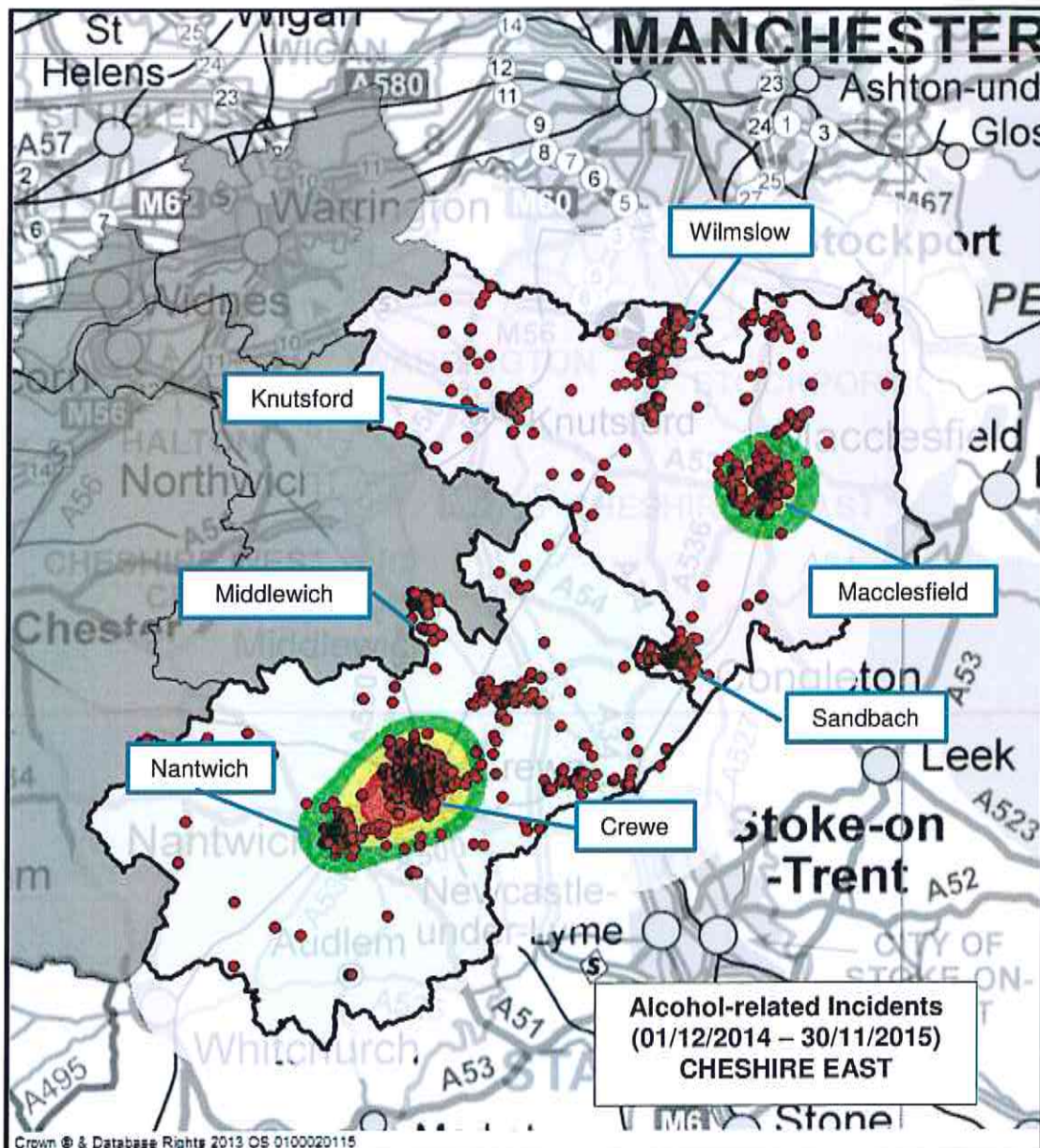
Home Office Code Description	Total	%
Assault with Injury	161	49.2%
Assault without injury	139	42.5%
Assault without injury on a constable	11	3.4%
Harassment	5	1.5%
Assault with Intent to cause Serious Harm	4	1.2%
Racially or Religiously Aggravated Assault with injury	2	0.6%
Racially or religiously aggravated assault without injury	1	0.3%
Stalking	1	0.3%
Threats to kill	1	0.3%
Attempted murder	1	0.3%
Cruelty to Children/Young Persons	1	0.3%
Grand Total	327	100.0%

MONTH	TOTAL
December 2014	25
January 2015	30
February 2015	27
March 2015	27
April 2015	16
May 2015	25
June 2015	22
July 2015	22
August 2015	46
September 2015	27
October 2015	37
November 2015	23
TOTAL	327

Hour	Mon	Tue	Wed	Thu	Fri	Sat	Sun	Total
00:00 - 00:59	9	5	4	5	12	29	20	84
01:00 - 01:59	6	1	3	4	8	24	45	91
02:00 - 02:59	11	2	1	3	6	22	28	73
03:00 - 03:59	2	1	6	3	1	16	16	45
04:00 - 04:59	3	2	1	4	5	5	6	26
05:00 - 05:59	1			2		1	4	8
Total	32	11	15	21	32	97	119	327

	30+
	20+

3. All Alcohol Related Incidents between 00:00 and 05:59



During the 12 month period 1st December 2014 to 30th November 2015 a total of **1,832** incidents reported between 00:00 and 05:59 have been flagged as being alcohol related.

Hotspot mapping indicates concentrations of incident in Crewe and Macclesfield.

The top types of incident by closure code were BN – Nuisance anti-social behaviour (18.7%); Concern for safety / welfare (16.5%); Personal anti-social behaviour (15.3%); and Road related traffic offences (12.8%).

The busiest months for incidents were December 2014 (207), August 2015 (188), May 2015 (163) and March 2015 (162).

Please note that this report has been run with an Access Control Level (ACL) of 0 and therefore will not show data that is restricted in Niche with a higher ACL.

The combined peak days / times for incidents were Saturday and Sunday between 00:00 and 04:00.

Final Classification Description	Total	%
NUISANCE ASB	343	18.7%
CONCERN FOR SAFETY OR WELFARE	302	16.5%
PERSONAL ASB	281	15.3%
ROAD RELATED TRAFFIC OFFENCE	234	12.8%
VIOLENCE / HARASSMENT / THREAT TO LIFE	147	8.0%
DOMESTIC INCIDENT - BETWEEN ADULTS	136	7.4%
CRIME NOT VERIFIED - NO VICTIM CONFIRMATION / VICTIM NOT TRACED	64	3.5%
SUSPICIOUS ACTIVITY	51	2.8%
POLICE GENERATED	48	2.6%
COLLAPSE / ILLNESS / INJURY / TRAPPED	34	1.9%
DAMAGE ONLY RTC	22	1.2%
ABANDONED PHONE CALLS	21	1.1%
CRIMINAL DAMAGE INCLUDING ARSON / MALICIOUS FIRES	20	1.1%
ENVIRONMENTAL ASB	20	1.1%
OTHER NOTIFIABLE CRIME	18	1.0%
MISSING PERSON	13	0.7%
RTC - INJURY - SERIOUS / MINOR	10	0.5%
CIVIL DISPUTES - NOT FOR CRIME / DOMESTIC / NEIGHBOUR INCIDENTS	9	0.5%
SIMPLE ADVICE / DIRECTIONS / ADMIN ENQS	7	0.4%
THEFT - OTHER	7	0.4%
SEXUAL OFFENCES	6	0.3%
DRUGS - (IF DRUG DEALING IN PUBLIC REPORTED CLOSE CNV WITH QDR & BG6)	5	0.3%
MESSAGE TO PASS	5	0.3%
HIGHWAY DISRUPTION - ACTUAL / POTENTIAL - ANY SORT - INCLUDES ANIMALS	5	0.3%
BAIL BREACHES / WANTED PERSON / BREACH OF COURT ORDER	4	0.2%
CRIME RELATED INCIDENT - FOR FURTHER CSD ACTION	3	0.2%
ABSENT PERSON	2	0.1%
COMPLAINTS AGAINST POLICE	2	0.1%
THEFT OF MOTOR VEHICLE	2	0.1%
BURG-DWELLING	2	0.1%
FOUND STOLEN VEHICLE	1	0.1%
PNC MARKERS AND MESSAGES	1	0.1%
DOMESTIC INCIDENT - INVOLVING A JUVENILE	1	0.1%
PRE-PLANNED EVENTS - ANY TYPE - INCLUDING POLICE OPERATIONS	1	0.1%
THEFT FROM MOTOR VEHICLE	1	0.1%
AUDIBLE ONLY ALARM - INCLUDES COMPLAINTS ABOUT ALARM NOISE	1	0.1%
PREVENT POTENTIAL BREACH OF THE PEACE	1	0.1%
ROBBERY	1	0.1%
LICENSING - ALCOHOL, TOBACCO, GAMBLING, CINEMA, FAST FOOD OUTLETS	1	0.1%
Grand Total	1832	100%

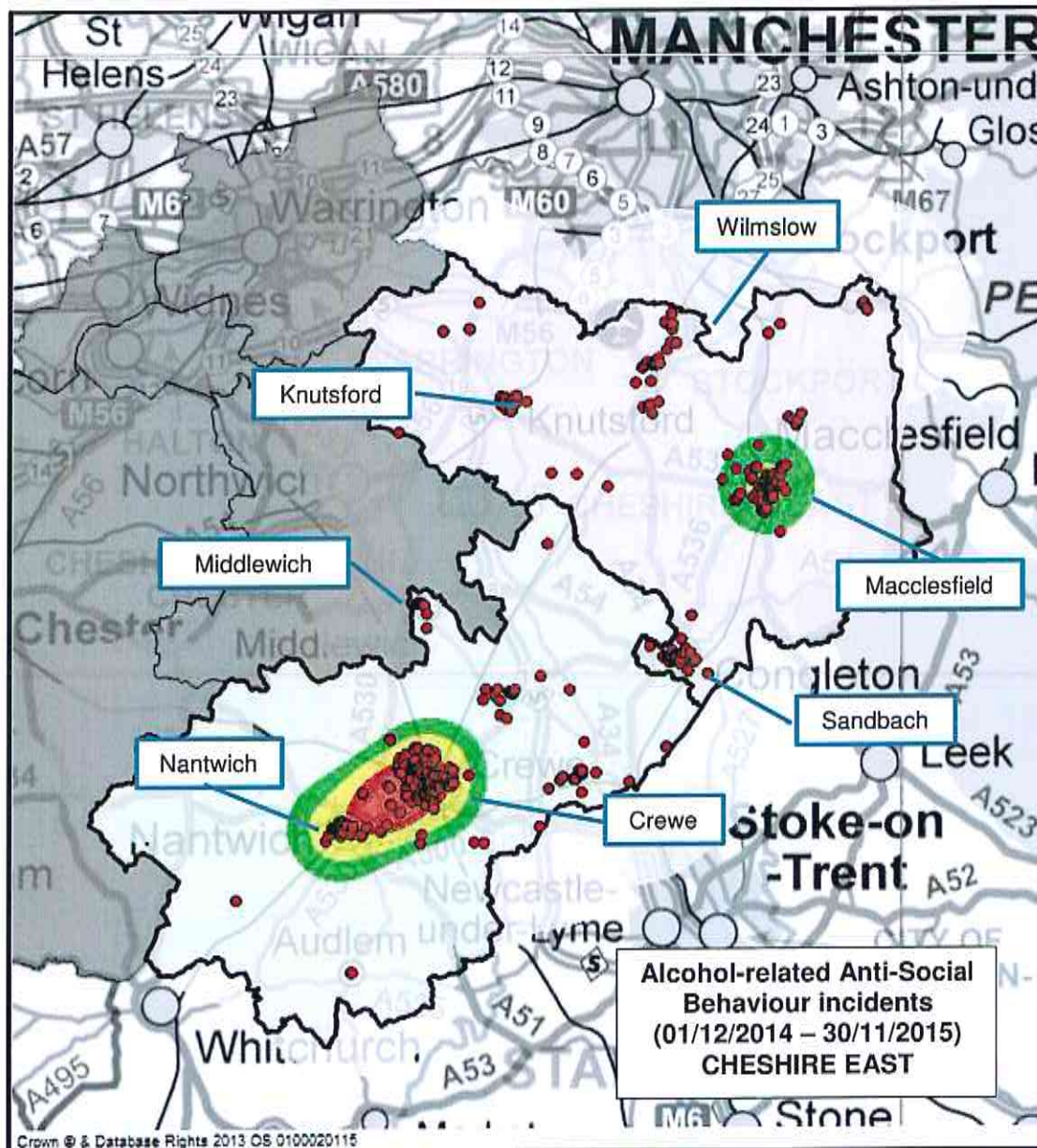
MONTH	TOTAL
December 2014	207
January 2015	153
February 2015	122
March 2015	162
April 2015	133
May 2015	163
June 2015	152
July 2015	138
August 2015	188
September 2015	109
October 2015	156
November 2015	149
TOTAL	1832

Please note that this report has been run with an Access Control Level (ACL) of 0 and therefore will not show data that is restricted in Niche with a higher ACL.

Hour	Mon	Tue	Wed	Thu	Fri	Sat	Sun	Total
00:00 - 00:59	63	23	52	41	43	114	128	464
01:00 - 01:59	39	19	32	30	38	142	136	436
02:00 - 02:59	29	22	24	38	27	122	141	403
03:00 - 03:59	21	6	28	18	26	90	109	298
04:00 - 04:59	9	5	8	14	11	58	43	148
05:00 - 05:59	3	6	12	10	6	19	27	83
Total	164	81	156	151	151	545	584	1832

	130+
	90+

4. All Alcohol Related Anti-Social Behaviour Incidents between 00:00 and 05:59



During the 12 month period 1st December 2014 to 30th November 2015 a total of **644** Anti-Social Behaviour incidents with an alcohol qualifier between 00:00 and 05:59.

Hotspot mapping indicates concentrations in Crewe and Macclesfield.

Anti-Social behaviour incidents by closure code were BN – Nuisance anti-social behaviour (53.3%), BP – Personal anti-social behaviour (43.6%) and BE – Environmental anti-social behaviour (3.1%).

The busiest months for incidents were December 2014 (65), August 2015 (64), and January 2015 (62).

Please note that this report has been run with an Access Control Level (ACL) of 0 and therefore will not show data that is restricted in Niche with a higher ACL.

The combined peak days / times for incidents were Saturday and Sunday between 00:00 and 03:59.

Final Classification Description	Total	%
NUISANCE ASB	343	53.3%
PERSONAL ASB	281	43.6%
ENVIRONMENTAL ASB	20	3.1%
Grand Total	644	100.0%

MONTH	TOTAL
December 2014	65
January 2015	62
February 2015	45
March 2015	54
April 2015	48
May 2015	47
June 2015	51
July 2015	55
August 2015	64
September 2015	44
October 2015	56
November 2015	53
TOTAL	644

Hour	Mon	Tue	Wed	Thu	Fri	Sat	Sun	Total
00:00 - 00:59	22	6	14	12	13	53	53	173
01:00 - 01:59	10	8	16	8	10	51	59	162
02:00 - 02:59	10	8	10	13	7	44	54	146
03:00 - 03:59	6	3	8	6	11	36	33	103
04:00 - 04:59	3	0	2	6	2	14	15	42
05:00 - 05:59	0	0	4	1	2	6	5	18
Total	51	25	54	46	45	204	219	644

	50+
	30+